



**Single Assessment Institution-Level Pass Rate Data: Traditional Teacher Preparation Program Within IHE**

		<b>HEOA - Title II 2016 - 2017 Academic Year</b>				
<b>Institution Name</b>	UNIVERSITY OF NEW ORLEANS					
<b>Institution Code</b>	6379					
<b>State</b>	Louisiana					
<i>March 30, 2018</i>						
				<b>Statewide</b>		
<b>Group</b>	<b>Number Taking Assessment<sup>1</sup></b>	<b>Number Passing Assessment<sup>2</sup></b>	<b>Institutional Pass Rate</b>	<b>Number Taking Assessment<sup>1</sup></b>	<b>Number Passing Assessment<sup>2</sup></b>	<b>Statewide Pass Rate</b>
All program completers, 2016-17	41	41	100%	963	943	98%
All program completers, 2015-16	40	38	95%	1022	1002	98%
All program completers, 2014-15	48	46	96%	1073	1054	98%

Note: In cases where there are less than ten students taking the assessment or license/certificate, the number passing and pass rate are not reported.


<sup>1</sup> Number of completers taking one or more assessments within their area of specialization.

<sup>2</sup> Summary level "Number Taking Assessment" may differ from assessment level "Number Taking Assessment" because each student is counted once at the summary level but may be counted in multiple assessments at the assessment level.

		<b>HEOA - Title II 2016 - 2017 Academic Year</b>								
<b>Institution Name</b>	UNIVERSITY OF NEW ORLEANS									
<b>Institution Code</b>	6379									
<b>State</b>	Louisiana									
<i>March 30, 2018</i>										
						<b>Statewide</b>				
<b>Assessment Information<sup>1</sup></b>	<b>Group</b>	<b>Number Taking Assessment</b>	<b>Number Passing Assessment</b>	<b>Institutional Pass Rate</b>	<b>Institutional Average Scaled Score</b>	<b>Assessment Cut Score<sup>2</sup></b>	<b>Number Taking Assessment</b>	<b>Number Passing Assessment</b>	<b>Statewide Pass Rate</b>	<b>Statewide Average Scaled Score</b>
<b>AGRICULTURE (DISCONTINUED) (0700)</b>  Test Company: ETS Score Range: 250-990	All enrolled students who have completed all nonclinical courses, 2016-17									
	Other enrolled students, 2016-17									
	All program completers, 2016-17									
	All program completers, 2015-16									
	All program completers, 2014-15						2			
<b>AGRICULTURE (5701)</b>  Test Company: ETS Score Range: 100-200	All enrolled students who have completed all nonclinical courses, 2016-17									
	Other enrolled students, 2016-17						2			
	All program completers, 2016-17						9			
	All program completers, 2015-16						10	10	100%	166
	All program completers, 2014-15						5			

**Single Assessment Institution-Level Pass Rate Data: Traditional Teacher Preparation Program Within IHE**

<b>ART CONTENT KNOWLEDGE (5134)</b>  Test Company: ETS Score Range: 100-200	All enrolled students who have completed all nonclinical courses, 2016-17						1			
	Other enrolled students, 2016-17						4			
	All program completers, 2016-17						5			
	All program completers, 2015-16						16	16	100%	170
	All program completers, 2014-15						12	12	100%	168
<b>BIOLOGY CONTENT KNOWLEDGE (0235)</b>  Test Company: ETS Score Range: 100-200	All enrolled students who have completed all nonclinical courses, 2016-17						1			
	Other enrolled students, 2016-17						10	10	100%	166
	All program completers, 2016-17	1				150	14	14	100%	166
	All program completers, 2015-16						16	16	100%	161
	All program completers, 2014-15	2				150	24	24	100%	160


	<b>HEOA - Title II 2016 - 2017 Academic Year</b>
<b>Institution Name</b>	UNIVERSITY OF NEW ORLEANS
<b>Institution Code</b>	6379
<b>State</b>	Louisiana

March 30, 2018

Assessment Information <sup>1</sup>	Group	Number Taking Assessment	Number Passing Assessment	Institutional Pass Rate	Institutional Average Scaled Score	Assessment Cut Score <sup>2</sup>	Statewide			
							Number Taking Assessment	Number Passing Assessment	Statewide Pass Rate	Statewide Average Scaled Score
<b>BUSINESS ED CONTENT KNOWLEDGE (5101)</b>  Test Company: ETS Score Range: 100-200	All enrolled students who have completed all nonclinical courses, 2016-17									
	Other enrolled students, 2016-17									
	All program completers, 2016-17						6			
	All program completers, 2015-16						5			
	All program completers, 2014-15						5			
<b>CHEMISTRY CONTENT KNOWLEDGE (0245)</b>  Test Company: ETS Score Range: 100-200	All enrolled students who have completed all nonclinical courses, 2016-17						1			
	Other enrolled students, 2016-17						3			
	All program completers, 2016-17						3			
	All program completers, 2015-16						2			
	All program completers, 2014-15						4			

**Single Assessment Institution-Level Pass Rate Data: Traditional Teacher Preparation Program Within IHE**

<b>CORE ACADEMIC SKILLS FOR ED: MATH (5732)</b>  Test Company: ETS Score Range: 100-200	All enrolled students who have completed all nonclinical courses, 2016-17						48	47	98%	160
	Other enrolled students, 2016-17	36	35	97%	160	150	445	431	97%	159
	All program completers, 2016-17	6				150	178	169	95%	160
	All program completers, 2015-16	1				150	24	23	96%	159
	All program completers, 2014-15						1			
<b>CORE ACADEMIC SKILLS FOR ED: READING (5712)</b>  Test Company: ETS Score Range: 100-200	All enrolled students who have completed all nonclinical courses, 2016-17						52	52	100%	170
	Other enrolled students, 2016-17	38	37	97%	173	156	464	455	98%	171
	All program completers, 2016-17	7				156	200	199	100%	172
	All program completers, 2015-16	2				156	37	36	97%	170
	All program completers, 2014-15						4			


	<b>HEOA - Title II 2016 - 2017 Academic Year</b>
<b>Institution Name</b>	UNIVERSITY OF NEW ORLEANS
<b>Institution Code</b>	6379
<b>State</b>	Louisiana

March 30, 2018

Assessment Information <sup>1</sup>	Group	Number Taking Assessment	Number Passing Assessment	Institutional Pass Rate	Institutional Average Scaled Score	Assessment Cut Score <sup>2</sup>	Statewide			
							Number Taking Assessment	Number Passing Assessment	Statewide Pass Rate	Statewide Average Scaled Score
<b>CORE ACADEMIC SKILLS FOR ED: WRITING (5722)</b>  Test Company: ETS Score Range: 100-200	All enrolled students who have completed all nonclinical courses, 2016-17						51	50	98%	166
	Other enrolled students, 2016-17	37	36	97%	165	162	465	447	96%	166
	All program completers, 2016-17	10	10	100%	165	162	217	210	97%	167
	All program completers, 2015-16	2				162	42	40	95%	166
	All program completers, 2014-15						4			
<b>ELEM ED CONTENT KNOWLEDGE (DISCONTINUED) (5014)</b>  Test Company: ETS Score Range: 100-200	All enrolled students who have completed all nonclinical courses, 2016-17						10	10	100%	166
	Other enrolled students, 2016-17	3				150	16	14	88%	160
	All program completers, 2016-17	8				150	120	120	100%	163
	All program completers, 2015-16	26	26	100%	167	150	501	501	100%	165
	All program completers, 2014-15	33	33	100%	169	150	637	637	100%	166

**Single Assessment Institution-Level Pass Rate Data: Traditional Teacher Preparation Program Within IHE**

<b>ELEM ED CONTENT KNOWLEDGE (5018)</b>  Test Company: ETS Score Range: 100-200	All enrolled students who have completed all nonclinical courses, 2016-17						73	72	99%	170
	Other enrolled students, 2016-17	22	18	82%	169	163	392	310	79%	169
	All program completers, 2016-17	26	26	100%	172	163	350	350	100%	171
	All program completers, 2015-16	4				163	58	58	100%	171
	All program completers, 2014-15									
<b>ELEM ED MULTI SUBJ MATHEMATICS (5003)</b>  Test Company: ETS Score Range: 100-200	All enrolled students who have completed all nonclinical courses, 2016-17						6			
	Other enrolled students, 2016-17	5				157	152	147	97%	176
	All program completers, 2016-17	1				157	135	135	100%	179
	All program completers, 2015-16						31	31	100%	184
	All program completers, 2014-15									


	<b>HEOA - Title II 2016 - 2017 Academic Year</b>
<b>Institution Name</b>	UNIVERSITY OF NEW ORLEANS
<b>Institution Code</b>	6379
<b>State</b>	Louisiana

March 30, 2018

Assessment Information <sup>1</sup>	Group	Number Taking Assessment	Number Passing Assessment	Institutional Pass Rate	Institutional Average Scaled Score	Assessment Cut Score <sup>2</sup>	Statewide			
							Number Taking Assessment	Number Passing Assessment	Statewide Pass Rate	Statewide Average Scaled Score
<b>ELEM ED MULTI SUBJ READING LANG ARTS (5002)</b>  Test Company: ETS Score Range: 100-200	All enrolled students who have completed all nonclinical courses, 2016-17						6			
	Other enrolled students, 2016-17	5				157	152	139	91%	169
	All program completers, 2016-17	1				157	135	135	100%	173
	All program completers, 2015-16						31	31	100%	173
	All program completers, 2014-15									
<b>ELEM ED MULTI SUBJ SCIENCES (5005)</b>  Test Company: ETS Score Range: 100-200	All enrolled students who have completed all nonclinical courses, 2016-17						6			
	Other enrolled students, 2016-17	5				159	149	125	84%	167
	All program completers, 2016-17	1				159	135	135	100%	172
	All program completers, 2015-16						31	31	100%	177
	All program completers, 2014-15									

**Single Assessment Institution-Level Pass Rate Data: Traditional Teacher Preparation Program Within IHE**

<b>ELEM ED MULTI SUBJ SOCIAL STUDIES (5004)</b>  Test Company: ETS Score Range: 100-200	All enrolled students who have completed all nonclinical courses, 2016-17						6			
	Other enrolled students, 2016-17	5				155	150	115	77%	162
	All program completers, 2016-17	1				155	135	134	99%	168
	All program completers, 2015-16						31	31	100%	170
	All program completers, 2014-15									
<b>ENG LANG LIT COMP CONTENT KNOWLEDGE (DISC) (0041)</b>  Test Company: ETS Score Range: 100-200	All enrolled students who have completed all nonclinical courses, 2016-17									
	Other enrolled students, 2016-17						1			
	All program completers, 2016-17									
	All program completers, 2015-16						3			
	All program completers, 2014-15	6				160	57	57	100%	177

	<b>HEOA - Title II 2016 - 2017 Academic Year</b>
<b>Institution Name</b>	UNIVERSITY OF NEW ORLEANS
<b>Institution Code</b>	6379
<b>State</b>	Louisiana


March 30, 2018

Assessment Information <sup>1</sup>	Group	Number Taking Assessment	Number Passing Assessment	Institutional Pass Rate	Institutional Average Scaled Score	Assessment Cut Score <sup>2</sup>	Statewide			
							Number Taking Assessment	Number Passing Assessment	Statewide Pass Rate	Statewide Average Scaled Score
<b>ENG LANG LIT COMP PEDAGOGY (DISCONTINUED) (0043)</b>  Test Company: ETS Score Range: 100-200	All enrolled students who have completed all nonclinical courses, 2016-17									
	Other enrolled students, 2016-17									
	All program completers, 2016-17									
	All program completers, 2015-16						1			
	All program completers, 2014-15						8			
<b>ENGLISH LANGUAGE ARTS: CONTENT AND ANALYSIS (5039)</b>  Test Company: ETS Score Range: 100-200	All enrolled students who have completed all nonclinical courses, 2016-17						8			
	Other enrolled students, 2016-17	3				168	59	32	54%	169
	All program completers, 2016-17	2				168	68	68	100%	175
	All program completers, 2015-16	2				168	78	78	100%	176
	All program completers, 2014-15						32	32	100%	175



**Single Assessment Institution-Level Pass Rate Data: Traditional Teacher Preparation Program Within IHE**

<b>FAMILY AND CONSUMER SCIENCES (DISCONTINUED 2) (5121)</b>  Test Company: ETS Score Range: 100-200	All enrolled students who have completed all nonclinical courses, 2016-17						1			
	Other enrolled students, 2016-17									
	All program completers, 2016-17									
	All program completers, 2015-16									
	All program completers, 2014-15						3			
<b>FAMILY AND CONSUMER SCIENCES (5122)</b>  Test Company: ETS Score Range: 100-200	All enrolled students who have completed all nonclinical courses, 2016-17									
	Other enrolled students, 2016-17						1			
	All program completers, 2016-17						3			
	All program completers, 2015-16						2			
	All program completers, 2014-15									


	<b>HEOA - Title II 2016 - 2017 Academic Year</b>
<b>Institution Name</b>	UNIVERSITY OF NEW ORLEANS
<b>Institution Code</b>	6379
<b>State</b>	Louisiana

March 30, 2018

Assessment Information <sup>1</sup>	Group	Number Taking Assessment	Number Passing Assessment	Institutional Pass Rate	Institutional Average Scaled Score	Assessment Cut Score <sup>2</sup>	Statewide			
							Number Taking Assessment	Number Passing Assessment	Statewide Pass Rate	Statewide Average Scaled Score
<b>FRENCH WORLD LANGUAGE (5174)</b>  Test Company: ETS Score Range: 100-200	All enrolled students who have completed all nonclinical courses, 2016-17									
	Other enrolled students, 2016-17						1			
	All program completers, 2016-17						1			
	All program completers, 2015-16						1			
	All program completers, 2014-15						2			
<b>GENERAL SCI CONTENT KNOWLEDGE (0435)</b>  Test Company: ETS Score Range: 100-200	All enrolled students who have completed all nonclinical courses, 2016-17						1			
	Other enrolled students, 2016-17						5			
	All program completers, 2016-17									
	All program completers, 2015-16									
	All program completers, 2014-15						2			

**Single Assessment Institution-Level Pass Rate Data: Traditional Teacher Preparation Program Within IHE**

<b>HEALTH AND PE (5857)</b>  Test Company: ETS Score Range: 100-200	All enrolled students who have completed all nonclinical courses, 2016-17						11	11	100%	164
	Other enrolled students, 2016-17						25	18	72%	162
	All program completers, 2016-17						63	63	100%	168
	All program completers, 2015-16						63	63	100%	168
	All program completers, 2014-15						20	20	100%	171
<b>MATHEMATICS CONTENT KNOWLEDGE (DISC) (0061)</b>  Test Company: ETS Score Range: 100-200	All enrolled students who have completed all nonclinical courses, 2016-17									
	Other enrolled students, 2016-17									
	All program completers, 2016-17	1				135	2			
	All program completers, 2015-16	1				135	3			
	All program completers, 2014-15	2				135	35	35	100%	150


	<b>HEOA - Title II 2016 - 2017 Academic Year</b>
<b>Institution Name</b>	UNIVERSITY OF NEW ORLEANS
<b>Institution Code</b>	6379
<b>State</b>	Louisiana

March 30, 2018

Assessment Information <sup>1</sup>	Group	Number Taking Assessment	Number Passing Assessment	Institutional Pass Rate	Institutional Average Scaled Score	Assessment Cut Score <sup>2</sup>	Statewide			
							Number Taking Assessment	Number Passing Assessment	Statewide Pass Rate	Statewide Average Scaled Score
<b>MATHEMATICS CONTENT KNOWLEDGE (5161)</b>  Test Company: ETS Score Range: 100-200	All enrolled students who have completed all nonclinical courses, 2016-17						5			
	Other enrolled students, 2016-17	3				160	41	13	32%	151
	All program completers, 2016-17						25	25	100%	169
	All program completers, 2015-16	1				160	25	25	100%	170
	All program completers, 2014-15						6			
<b>MIDDLE SCHOOL ENG LANG ARTS (DISCONTINUED) (5049)</b>  Test Company: ETS Score Range: 100-200	All enrolled students who have completed all nonclinical courses, 2016-17									
	Other enrolled students, 2016-17									
	All program completers, 2016-17									
	All program completers, 2015-16									
	All program completers, 2014-15							7		

**Single Assessment Institution-Level Pass Rate Data: Traditional Teacher Preparation Program Within IHE**

<b>MIDDLE SCHOOL ENG LANG ARTS (5047)</b>  Test Company: ETS Score Range: 100-200	All enrolled students who have completed all nonclinical courses, 2016-17									
	Other enrolled students, 2016-17						3			
	All program completers, 2016-17						7			
	All program completers, 2015-16						10	10	100%	170
	All program completers, 2014-15						2			
<b>MIDDLE SCHOOL MATHEMATICS (DISCONTINUED) (0069)</b>  Test Company: ETS Score Range: 100-200	All enrolled students who have completed all nonclinical courses, 2016-17									
	Other enrolled students, 2016-17									
	All program completers, 2016-17									
	All program completers, 2015-16						3			
	All program completers, 2014-15						25	25	100%	168

	<b>HEOA - Title II 2016 - 2017 Academic Year</b>
<b>Institution Name</b>	UNIVERSITY OF NEW ORLEANS
<b>Institution Code</b>	6379
<b>State</b>	Louisiana


March 30, 2018

Assessment Information <sup>1</sup>	Group	Number Taking Assessment	Number Passing Assessment	Institutional Pass Rate	Institutional Average Scaled Score	Assessment Cut Score <sup>2</sup>	Statewide			
							Number Taking Assessment	Number Passing Assessment	Statewide Pass Rate	Statewide Average Scaled Score
<b>MIDDLE SCHOOL MATHEMATICS (5169)</b>  Test Company: ETS Score Range: 100-200	All enrolled students who have completed all nonclinical courses, 2016-17						2			
	Other enrolled students, 2016-17						4			
	All program completers, 2016-17						17	17	100%	171
	All program completers, 2015-16						18	18	100%	174
	All program completers, 2014-15						3			
<b>MIDDLE SCHOOL SCIENCE (DISCONTINUED) (0439)</b>  Test Company: ETS Score Range: 100-200	All enrolled students who have completed all nonclinical courses, 2016-17									
	Other enrolled students, 2016-17									
	All program completers, 2016-17									
	All program completers, 2015-16						1			
	All program completers, 2014-15						13	13	100%	158



**Single Assessment Institution-Level Pass Rate Data: Traditional Teacher Preparation Program Within IHE**

<b>MIDDLE SCHOOL SCIENCE (5440)</b>  Test Company: ETS Score Range: 100-200	All enrolled students who have completed all nonclinical courses, 2016-17						1			
	Other enrolled students, 2016-17						5			
	All program completers, 2016-17						12	12	100%	159
	All program completers, 2015-16						12	12	100%	156
	All program completers, 2014-15						9			
<b>MIDDLE SCHOOL SOCIAL STUDIES (5089)</b>  Test Company: ETS Score Range: 100-200	All enrolled students who have completed all nonclinical courses, 2016-17						2			
	Other enrolled students, 2016-17						3			
	All program completers, 2016-17						10	10	100%	165
	All program completers, 2015-16						14	14	100%	155
	All program completers, 2014-15						12	12	100%	161


	<b>HEOA - Title II 2016 - 2017 Academic Year</b>
<b>Institution Name</b>	UNIVERSITY OF NEW ORLEANS
<b>Institution Code</b>	6379
<b>State</b>	Louisiana

March 30, 2018

Assessment Information <sup>1</sup>	Group	Number Taking Assessment	Number Passing Assessment	Institutional Pass Rate	Institutional Average Scaled Score	Assessment Cut Score <sup>2</sup>	Statewide			
							Number Taking Assessment	Number Passing Assessment	Statewide Pass Rate	Statewide Average Scaled Score
<b>MUSIC CONTENT KNOWLEDGE (0113)</b>  Test Company: ETS Score Range: 100-200	All enrolled students who have completed all nonclinical courses, 2016-17						9			
	Other enrolled students, 2016-17						33	31	94%	163
	All program completers, 2016-17						73	73	100%	166
	All program completers, 2015-16						92	92	100%	167
	All program completers, 2014-15						80	80	100%	167
<b>PHYSICAL ED CONTENT KNOWLEDGE (5091)</b>  Test Company: ETS Score Range: 100-200	All enrolled students who have completed all nonclinical courses, 2016-17									
	Other enrolled students, 2016-17									
	All program completers, 2016-17						1			
	All program completers, 2015-16						6			
	All program completers, 2014-15						38	38	100%	156

**Single Assessment Institution-Level Pass Rate Data: Traditional Teacher Preparation Program Within IHE**

<b>PHYSICS CONTENT KNOWLEDGE (5265)</b>  Test Company: ETS Score Range: 100-200	All enrolled students who have completed all nonclinical courses, 2016-17									
	Other enrolled students, 2016-17						2			
	All program completers, 2016-17						1			
	All program completers, 2015-16									
	All program completers, 2014-15						1			
<b>PRAXIS I MATHEMATICS (DISCONTINUED) (0730)</b>  Test Company: ETS Score Range: 150-190	All enrolled students who have completed all nonclinical courses, 2016-17						14	14	100%	177
	Other enrolled students, 2016-17	4				175	48	48	100%	178
	All program completers, 2016-17	8				175	144	140	97%	178
	All program completers, 2015-16	20	18	90%	178	175	303	298	98%	178
	All program completers, 2014-15	19	19	100%	178	175	327	321	98%	178


	<b>HEOA - Title II 2016 - 2017 Academic Year</b>
<b>Institution Name</b>	UNIVERSITY OF NEW ORLEANS
<b>Institution Code</b>	6379
<b>State</b>	Louisiana

March 30, 2018

Assessment Information <sup>1</sup>	Group	Number Taking Assessment	Number Passing Assessment	Institutional Pass Rate	Institutional Average Scaled Score	Assessment Cut Score <sup>2</sup>	Statewide			
							Number Taking Assessment	Number Passing Assessment	Statewide Pass Rate	Statewide Average Scaled Score
<b>PRAXIS I READING (DISCONTINUED) (0710)</b>  Test Company: ETS Score Range: 150-190	All enrolled students who have completed all nonclinical courses, 2016-17						10	10	100%	179
	Other enrolled students, 2016-17	2				176	31	29	94%	178
	All program completers, 2016-17	7				176	120	113	94%	178
	All program completers, 2015-16	19	19	100%	179	176	291	282	97%	178
	All program completers, 2014-15	19	17	89%	179	176	323	313	97%	178
<b>PRAXIS I WRITING (DISCONTINUED) (0720)</b>  Test Company: ETS Score Range: 150-190	All enrolled students who have completed all nonclinical courses, 2016-17						11	10	91%	176
	Other enrolled students, 2016-17	3				175	29	27	93%	176
	All program completers, 2016-17	4				175	106	101	95%	176
	All program completers, 2015-16	19	19	100%	177	175	288	276	96%	176
	All program completers, 2014-15	19	18	95%	177	175	323	312	97%	176

**Single Assessment Institution-Level Pass Rate Data: Traditional Teacher Preparation Program Within IHE**

<b>PRINC LEARNING AND TEACHING 5-9 (5623)</b>  Test Company: ETS Score Range: 100-200	All enrolled students who have completed all nonclinical courses, 2016-17						8			
	Other enrolled students, 2016-17						18	16	89%	168
	All program completers, 2016-17						45	45	100%	174
	All program completers, 2015-16						47	47	100%	171
	All program completers, 2014-15						50	50	100%	171
<b>PRINC LEARNING AND TEACHING 7-12 (DISCONTINUED) (0524)</b>  Test Company: ETS Score Range: 100-200	All enrolled students who have completed all nonclinical courses, 2016-17									
	Other enrolled students, 2016-17									
	All program completers, 2016-17									
	All program completers, 2015-16									
	All program completers, 2014-15						3			


	<b>HEOA - Title II 2016 - 2017 Academic Year</b>
<b>Institution Name</b>	UNIVERSITY OF NEW ORLEANS
<b>Institution Code</b>	6379
<b>State</b>	Louisiana

March 30, 2018

Assessment Information <sup>1</sup>	Group	Number Taking Assessment	Number Passing Assessment	Institutional Pass Rate	Institutional Average Scaled Score	Assessment Cut Score <sup>2</sup>	Statewide			
							Number Taking Assessment	Number Passing Assessment	Statewide Pass Rate	Statewide Average Scaled Score
<b>PRINC LEARNING AND TEACHING 7-12 (5624)</b>  Test Company: ETS Score Range: 100-200	All enrolled students who have completed all nonclinical courses, 2016-17						47	47	100%	171
	Other enrolled students, 2016-17	12	12	100%	175	157	210	201	96%	171
	All program completers, 2016-17	6				157	289	289	100%	172
	All program completers, 2015-16	10	10	100%	173	157	352	352	100%	172
	All program completers, 2014-15	15	15	100%	175	157	360	360	100%	174
<b>PRINC LEARNING AND TEACHING EARLY CHILD (5621)</b>  Test Company: ETS Score Range: 100-200	All enrolled students who have completed all nonclinical courses, 2016-17						39	39	100%	166
	Other enrolled students, 2016-17						159	141	89%	166
	All program completers, 2016-17	5				157	183	183	100%	167
	All program completers, 2015-16	5				157	180	180	100%	168
	All program completers, 2014-15	13	13	100%	171	157	196	196	100%	169

**Single Assessment Institution-Level Pass Rate Data: Traditional Teacher Preparation Program Within IHE**

<b>PRINC LEARNING AND TEACHING K-6 (DISCONTINUED) (0522)</b>  Test Company: ETS Score Range: 100-200	All enrolled students who have completed all nonclinical courses, 2016-17									
	Other enrolled students, 2016-17									
	All program completers, 2016-17						1			
	All program completers, 2015-16						2			
	All program completers, 2014-15									
<b>PRINC LEARNING AND TEACHING K-6 (5622)</b>  Test Company: ETS Score Range: 100-200	All enrolled students who have completed all nonclinical courses, 2016-17						52	52	100%	173
	Other enrolled students, 2016-17	20	19	95%	173	160	277	263	95%	173
	All program completers, 2016-17	30	30	100%	177	160	438	438	100%	174
	All program completers, 2015-16	25	25	100%	175	160	436	436	100%	175
	All program completers, 2014-15	20	20	100%	177	160	456	456	100%	174


	<b>HEOA - Title II 2016 - 2017 Academic Year</b>	
	<b>Institution Name</b>	UNIVERSITY OF NEW ORLEANS
	<b>Institution Code</b>	6379
	<b>State</b>	Louisiana

March 30, 2018

Assessment Information <sup>1</sup>	Group	Number Taking Assessment	Number Passing Assessment	Institutional Pass Rate	Institutional Average Scaled Score	Assessment Cut Score <sup>2</sup>	Statewide			
							Number Taking Assessment	Number Passing Assessment	Statewide Pass Rate	Statewide Average Scaled Score
<b>SE CK AND MILD TO MODERATE APPL (5543)</b>  Test Company: ETS Score Range: 100-200	All enrolled students who have completed all nonclinical courses, 2016-17						4			
	Other enrolled students, 2016-17	6				153	17	17	100%	170
	All program completers, 2016-17	10	10	100%	173	153	42	42	100%	173
	All program completers, 2015-16	3				153	30	30	100%	173
	All program completers, 2014-15	4				153	38	38	100%	171
<b>SE CORE KNOWLEDGE &amp; APPLICATIONS (5354)</b>  Test Company: ETS Score Range: 100-200	All enrolled students who have completed all nonclinical courses, 2016-17									
	Other enrolled students, 2016-17									
	All program completers, 2016-17						1			
	All program completers, 2015-16						1			
	All program completers, 2014-15						17	17	100%	165

**Single Assessment Institution-Level Pass Rate Data: Traditional Teacher Preparation Program Within IHE**

SE: PRESCHOOL EARLY CHILDHOOD (5691)  Test Company: ETS Score Range: 100-200	All enrolled students who have completed all nonclinical courses, 2016-17						16	16	100%	166
	Other enrolled students, 2016-17						26	22	85%	166
	All program completers, 2016-17						29	29	100%	167
	All program completers, 2015-16						30	30	100%	167
	All program completers, 2014-15						3			
SOCIAL STUDIES CONTENT & INTERPRETATION (5086)  Test Company: ETS Score Range: 100-200	All enrolled students who have completed all nonclinical courses, 2016-17						11	11	100%	165
	Other enrolled students, 2016-17	4				160	60	24	40%	156
	All program completers, 2016-17	2				160	48	48	100%	165
	All program completers, 2015-16	6				160	69	69	100%	165
	All program completers, 2014-15	4				160	62	62	100%	167


	<b>HEOA - Title II 2016 - 2017 Academic Year</b>
<b>Institution Name</b>	UNIVERSITY OF NEW ORLEANS
<b>Institution Code</b>	6379
<b>State</b>	Louisiana

March 30, 2018

Assessment Information <sup>1</sup>	Group	Number Taking Assessment	Number Passing Assessment	Institutional Pass Rate	Institutional Average Scaled Score	Assessment Cut Score <sup>2</sup>	Statewide			
							Number Taking Assessment	Number Passing Assessment	Statewide Pass Rate	Statewide Average Scaled Score
SOCIAL STUDIES CONTENT KNOWLEDGE (0081)  Test Company: ETS Score Range: 100-200	All enrolled students who have completed all nonclinical courses, 2016-17									
	Other enrolled students, 2016-17									
	All program completers, 2016-17									
	All program completers, 2015-16									
	All program completers, 2014-15						1			
SOCIAL STUDIES INTERPRET MATERIAL (DISC) (0083)  Test Company: ETS Score Range: 100-200	All enrolled students who have completed all nonclinical courses, 2016-17									
	Other enrolled students, 2016-17									
	All program completers, 2016-17									
	All program completers, 2015-16									
	All program completers, 2014-15						1			

**Single Assessment Institution-Level Pass Rate Data: Traditional Teacher Preparation Program Within IHE**

SPANISH WORLD LANGUAGE (5195)  Test Company: ETS Score Range: 100-200	All enrolled students who have completed all nonclinical courses, 2016-17									
	Other enrolled students, 2016-17						1			
	All program completers, 2016-17						3			
	All program completers, 2015-16						3			
	All program completers, 2014-15						2			
SPEECH COMMUNICATION: CK (5221)  Test Company: ETS Score Range: 100-200	All enrolled students who have completed all nonclinical courses, 2016-17									
	Other enrolled students, 2016-17									
	All program completers, 2016-17						1			
	All program completers, 2015-16						1			
	All program completers, 2014-15									

	<b>HEOA - Title II 2016 - 2017 Academic Year</b>
<b>Institution Name</b>	UNIVERSITY OF NEW ORLEANS
<b>Institution Code</b>	6379
<b>State</b>	Louisiana

March 30, 2018

Assessment Information <sup>1</sup>	Group	Number Taking Assessment	Number Passing Assessment	Institutional Pass Rate	Institutional Average Scaled Score	Assessment Cut Score <sup>2</sup>	Statewide			
							Number Taking Assessment	Number Passing Assessment	Statewide Pass Rate	Statewide Average Scaled Score
WORLD LANGUAGE PEDAGOGY (5841)  Test Company: ETS Score Range: 100-200	All enrolled students who have completed all nonclinical courses, 2016-17									
	Other enrolled students, 2016-17						1			
	All program completers, 2016-17						4			
	All program completers, 2015-16						4			
	All program completers, 2014-15						4			

Note: In cases where there are less than ten students taking the assessment or license/certificate, the number passing and pass rate are not reported.

<sup>1</sup>Tests with multiple delivery options (computer, paper, etc.) will be noted with the assessment code for one format only.

<sup>2</sup>Cut scores may vary for groups depending upon when the cut scores are established by the state and when each group completed their teacher certification or licensure assessment.