



**Single Assessment Institution-Level Pass Rate Data: Traditional Teacher Preparation Program Within IHE**

		<b>HEOA - Title II 2015 - 2016 Academic Year</b>				
<b>Institution Name</b>	UNIVERSITY OF NEW ORLEANS					
<b>Institution Code</b>	6379					
<b>State</b>	Louisiana					
<i>February 17, 2017</i>						
				<b>Statewide</b>		
<b>Group</b>	<b>Number Taking Assessment<sup>1</sup></b>	<b>Number Passing Assessment<sup>2</sup></b>	<b>Institutional Pass Rate</b>	<b>Number Taking Assessment<sup>1</sup></b>	<b>Number Passing Assessment<sup>2</sup></b>	<b>Statewide Pass Rate</b>
All program completers, 2015-16	40	38	95%	1022	1002	98%
All program completers, 2014-15	48	46	96%	1073	1054	98%
All program completers, 2013-14	68	66	97%	1202	1176	98%

Note: In cases where there are less than ten students taking the assessment or license/certificate, the number passing and pass rate are not reported.


<sup>1</sup> Number of completers taking one or more assessments within their area of specialization.

<sup>2</sup> Summary level "Number Taking Assessment" may differ from assessment level "Number Taking Assessment" because each student is counted once at the summary level but may be counted in multiple assessments at the assessment level.

		<b>HEOA - Title II 2015 - 2016 Academic Year</b>								
<b>Institution Name</b>	UNIVERSITY OF NEW ORLEANS									
<b>Institution Code</b>	6379									
<b>State</b>	Louisiana									
<i>February 17, 2017</i>										
						<b>Statewide</b>				
<b>Assessment Information<sup>1</sup></b>	<b>Group</b>	<b>Number Taking Assessment</b>	<b>Number Passing Assessment</b>	<b>Institutional Pass Rate</b>	<b>Institutional Average Scaled Score</b>	<b>Assessment Cut Score<sup>2</sup></b>	<b>Number Taking Assessment</b>	<b>Number Passing Assessment</b>	<b>Statewide Pass Rate</b>	<b>Statewide Average Scaled Score</b>
<b>AGRICULTURE (DISCONTINUED) (0700)</b>  <i>Test Company: ETS</i> <i>Score Range: 250-990</i>	All enrolled students who have completed all nonclinical courses, 2015-16									
	Other enrolled students, 2015-16									
	All program completers, 2015-16									
	All program completers, 2014-15						2			
	All program completers, 2013-14						7			
<b>AGRICULTURE (5701)</b>  <i>Test Company: ETS</i> <i>Score Range: 100-200</i>	All enrolled students who have completed all nonclinical courses, 2015-16									
	Other enrolled students, 2015-16						4			
	All program completers, 2015-16						10	10	100%	166
	All program completers, 2014-15						5			
	All program completers, 2013-14									

**Single Assessment Institution-Level Pass Rate Data: Traditional Teacher Preparation Program Within IHE**

<b>ART CONTENT KNOWLEDGE (5134)</b>  <i>Test Company: ETS</i> <i>Score Range: 100-200</i>	All enrolled students who have completed all nonclinical courses, 2015-16						4			
	Other enrolled students, 2015-16						2			
	All program completers, 2015-16						16	16	100%	170
	All program completers, 2014-15						12	12	100%	168
	All program completers, 2013-14						21	21	100%	166
<b>BIOLOGY CONTENT KNOWLEDGE (0235)</b>  <i>Test Company: ETS</i> <i>Score Range: 100-200</i>	All enrolled students who have completed all nonclinical courses, 2015-16						5			
	Other enrolled students, 2015-16	1				150	6			
	All program completers, 2015-16						16	16	100%	161
	All program completers, 2014-15	2				150	24	24	100%	160
	All program completers, 2013-14	2				150	36	36	100%	166


	<b>HEOA - Title II 2015 - 2016 Academic Year</b>
<b>Institution Name</b>	UNIVERSITY OF NEW ORLEANS
<b>Institution Code</b>	6379
<b>State</b>	Louisiana

February 17, 2017

Assessment Information <sup>1</sup>	Group	Number Taking Assessment	Number Passing Assessment	Institutional Pass Rate	Institutional Average Scaled Score	Assessment Cut Score <sup>2</sup>	Statewide			
							Number Taking Assessment	Number Passing Assessment	Statewide Pass Rate	Statewide Average Scaled Score
<b>BUSINESS ED CONTENT KNOWLEDGE (5101)</b>  <i>Test Company: ETS</i> <i>Score Range: 100-200</i>	All enrolled students who have completed all nonclinical courses, 2015-16						4			
	Other enrolled students, 2015-16						2			
	All program completers, 2015-16						5			
	All program completers, 2014-15						5			
	All program completers, 2013-14						8			
<b>CHEMISTRY CONTENT KNOWLEDGE (0245)</b>  <i>Test Company: ETS</i> <i>Score Range: 100-200</i>	All enrolled students who have completed all nonclinical courses, 2015-16						1			
	Other enrolled students, 2015-16	1				151	5			
	All program completers, 2015-16						2			
	All program completers, 2014-15						4			
	All program completers, 2013-14						2			

**Single Assessment Institution-Level Pass Rate Data: Traditional Teacher Preparation Program Within IHE**

<b>CORE ACADEMIC SKILLS FOR ED: MATH (5732)</b>  <i>Test Company: ETS</i> <i>Score Range: 100-200</i>	All enrolled students who have completed all nonclinical courses, 2015-16	2				150	49	48	98%	159
	Other enrolled students, 2015-16	30	28	93%	157	150	392	375	96%	159
	All program completers, 2015-16	1				150	22	21	95%	159
	All program completers, 2014-15						1			
	All program completers, 2013-14						2			
<b>CORE ACADEMIC SKILLS FOR ED: READING (5712)</b>  <i>Test Company: ETS</i> <i>Score Range: 100-200</i>	All enrolled students who have completed all nonclinical courses, 2015-16	5				156	63	63	100%	171
	Other enrolled students, 2015-16	30	29	97%	172	156	423	417	99%	171
	All program completers, 2015-16	2				156	35	34	97%	169
	All program completers, 2014-15						4			
	All program completers, 2013-14						2			


	<b>HEOA - Title II 2015 - 2016 Academic Year</b>
<b>Institution Name</b>	UNIVERSITY OF NEW ORLEANS
<b>Institution Code</b>	6379
<b>State</b>	Louisiana

February 17, 2017

Assessment Information <sup>1</sup>	Group	Number Taking Assessment	Number Passing Assessment	Institutional Pass Rate	Institutional Average Scaled Score	Assessment Cut Score <sup>2</sup>	Statewide			
							Number Taking Assessment	Number Passing Assessment	Statewide Pass Rate	Statewide Average Scaled Score
<b>CORE ACADEMIC SKILLS FOR ED: WRITING (5722)</b>  <i>Test Company: ETS</i> <i>Score Range: 100-200</i>	All enrolled students who have completed all nonclinical courses, 2015-16	6				162	76	74	97%	167
	Other enrolled students, 2015-16	31	29	94%	165	162	428	411	96%	166
	All program completers, 2015-16	2				162	41	39	95%	166
	All program completers, 2014-15						4			
	All program completers, 2013-14						2			
<b>ELEM ED CONTENT KNOWLEDGE (DISCONTINUED) (5014)</b>  <i>Test Company: ETS</i> <i>Score Range: 100-200</i>	All enrolled students who have completed all nonclinical courses, 2015-16	7				150	71	70	99%	163
	Other enrolled students, 2015-16	9				150	97	90	93%	163
	All program completers, 2015-16	26	26	100%	167	150	502	502	100%	165
	All program completers, 2014-15	33	33	100%	169	150	637	637	100%	166
	All program completers, 2013-14	48	48	100%	166	150	697	696	100%	165

**Single Assessment Institution-Level Pass Rate Data: Traditional Teacher Preparation Program Within IHE**

<b>ELEM ED CONTENT KNOWLEDGE (5018)</b>  <i>Test Company: ETS</i> <i>Score Range: 100-200</i>	All enrolled students who have completed all nonclinical courses, 2015-16	9				163	105	105	100%	171
	Other enrolled students, 2015-16	20	17	85%	168	163	284	195	69%	167
	All program completers, 2015-16	4				163	57	57	100%	171
	All program completers, 2014-15									
	All program completers, 2013-14									
<b>ELEM ED MULTI SUBJ MATHEMATICS (5003)</b>  <i>Test Company: ETS</i> <i>Score Range: 100-200</i>	All enrolled students who have completed all nonclinical courses, 2015-16	1				157	59	57	97%	178
	Other enrolled students, 2015-16						77	73	95%	178
	All program completers, 2015-16						31	31	100%	184
	All program completers, 2014-15									
	All program completers, 2013-14									


	<b>HEOA - Title II 2015 - 2016 Academic Year</b>
<b>Institution Name</b>	UNIVERSITY OF NEW ORLEANS
<b>Institution Code</b>	6379
<b>State</b>	Louisiana

February 17, 2017

Assessment Information <sup>1</sup>	Group	Number Taking Assessment	Number Passing Assessment	Institutional Pass Rate	Institutional Average Scaled Score	Assessment Cut Score <sup>2</sup>	Statewide			
							Number Taking Assessment	Number Passing Assessment	Statewide Pass Rate	Statewide Average Scaled Score
<b>ELEM ED MULTI SUBJ READING LANG ARTS (5002)</b>  <i>Test Company: ETS</i> <i>Score Range: 100-200</i>	All enrolled students who have completed all nonclinical courses, 2015-16	1				157	59	57	97%	172
	Other enrolled students, 2015-16						75	71	95%	171
	All program completers, 2015-16						31	31	100%	173
	All program completers, 2014-15									
	All program completers, 2013-14									
<b>ELEM ED MULTI SUBJ SCIENCES (5005)</b>  <i>Test Company: ETS</i> <i>Score Range: 100-200</i>	All enrolled students who have completed all nonclinical courses, 2015-16	1				159	59	58	98%	169
	Other enrolled students, 2015-16						76	61	80%	169
	All program completers, 2015-16						31	31	100%	177
	All program completers, 2014-15									
	All program completers, 2013-14									

**Single Assessment Institution-Level Pass Rate Data: Traditional Teacher Preparation Program Within IHE**

<b>ELEM ED MULTI SUBJ SOCIAL STUDIES (5004)</b>  Test Company: ETS Score Range: 100-200	All enrolled students who have completed all nonclinical courses, 2015-16	1				155	59	53	90%	165
	Other enrolled students, 2015-16						76	51	67%	163
	All program completers, 2015-16						31	31	100%	170
	All program completers, 2014-15									
	All program completers, 2013-14									
<b>ENG LANG LIT COMP CONTENT KNOWLEDGE (DISC) (0041)</b>  Test Company: ETS Score Range: 100-200	All enrolled students who have completed all nonclinical courses, 2015-16						1			
	Other enrolled students, 2015-16						1			
	All program completers, 2015-16						3			
	All program completers, 2014-15	6				160	57	57	100%	177
	All program completers, 2013-14	8				160	102	102	100%	176


	<b>HEOA - Title II 2015 - 2016 Academic Year</b>
<b>Institution Name</b>	UNIVERSITY OF NEW ORLEANS
<b>Institution Code</b>	6379
<b>State</b>	Louisiana

February 17, 2017

Assessment Information <sup>1</sup>	Group	Number Taking Assessment	Number Passing Assessment	Institutional Pass Rate	Institutional Average Scaled Score	Assessment Cut Score <sup>2</sup>	Statewide			
							Number Taking Assessment	Number Passing Assessment	Statewide Pass Rate	Statewide Average Scaled Score
<b>ENG LANG LIT COMP PEDAGOGY (DISCONTINUED) (0043)</b>  Test Company: ETS Score Range: 100-200	All enrolled students who have completed all nonclinical courses, 2015-16									
	Other enrolled students, 2015-16									
	All program completers, 2015-16						1			
	All program completers, 2014-15						8			
	All program completers, 2013-14	3					130	67	65	97%
<b>ENGLISH LANGUAGE ARTS: CONTENT AND ANALYSIS (5039)</b>  Test Company: ETS Score Range: 100-200	All enrolled students who have completed all nonclinical courses, 2015-16	1				168	23	22	96%	173
	Other enrolled students, 2015-16	1				168	38	20	53%	168
	All program completers, 2015-16	2				168	78	78	100%	176
	All program completers, 2014-15						32	32	100%	175
	All program completers, 2013-14									

**Single Assessment Institution-Level Pass Rate Data: Traditional Teacher Preparation Program Within IHE**

<b>FAMILY AND CONSUMER SCIENCES (DISCONTINUED 2) (5121)</b>  Test Company: ETS Score Range: 100-200	All enrolled students who have completed all nonclinical courses, 2015-16									
	Other enrolled students, 2015-16						1			
	All program completers, 2015-16									
	All program completers, 2014-15						3			
	All program completers, 2013-14						2			
<b>FAMILY AND CONSUMER SCIENCES (5122)</b>  Test Company: ETS Score Range: 100-200	All enrolled students who have completed all nonclinical courses, 2015-16						1			
	Other enrolled students, 2015-16						1			
	All program completers, 2015-16						2			
	All program completers, 2014-15									
	All program completers, 2013-14									


	<b>HEOA - Title II 2015 - 2016 Academic Year</b>
<b>Institution Name</b>	UNIVERSITY OF NEW ORLEANS
<b>Institution Code</b>	6379
<b>State</b>	Louisiana

February 17, 2017

Assessment Information <sup>1</sup>	Group	Number Taking Assessment	Number Passing Assessment	Institutional Pass Rate	Institutional Average Scaled Score	Assessment Cut Score <sup>2</sup>	Statewide			
							Number Taking Assessment	Number Passing Assessment	Statewide Pass Rate	Statewide Average Scaled Score
<b>FRENCH WORLD LANGUAGE (5174)</b>  Test Company: ETS Score Range: 100-200	All enrolled students who have completed all nonclinical courses, 2015-16									
	Other enrolled students, 2015-16									
	All program completers, 2015-16						1			
	All program completers, 2014-15						2			
	All program completers, 2013-14									
<b>GENERAL SCI CONTENT KNOWLEDGE (0435)</b>  Test Company: ETS Score Range: 100-200	All enrolled students who have completed all nonclinical courses, 2015-16									
	Other enrolled students, 2015-16						4			
	All program completers, 2015-16									
	All program completers, 2014-15						2			
	All program completers, 2013-14						1			

**Single Assessment Institution-Level Pass Rate Data: Traditional Teacher Preparation Program Within IHE**

HEALTH AND PE (5857)  Test Company: ETS Score Range: 100-200	All enrolled students who have completed all nonclinical courses, 2015-16						23	23	100%	167
	Other enrolled students, 2015-16						21	16	76%	164
	All program completers, 2015-16						63	63	100%	168
	All program completers, 2014-15						20	20	100%	171
	All program completers, 2013-14									
MATHEMATICS CONTENT KNOWLEDGE (DISC) (0061)  Test Company: ETS Score Range: 100-200	All enrolled students who have completed all nonclinical courses, 2015-16						1			
	Other enrolled students, 2015-16	1				135	1			
	All program completers, 2015-16	1				135	3			
	All program completers, 2014-15	2				135	35	35	100%	150
	All program completers, 2013-14	1				135	52	52	100%	150


	<b>HEOA - Title II 2015 - 2016 Academic Year</b>
<b>Institution Name</b>	UNIVERSITY OF NEW ORLEANS
<b>Institution Code</b>	6379
<b>State</b>	Louisiana

February 17, 2017

Assessment Information <sup>1</sup>	Group	Number Taking Assessment	Number Passing Assessment	Institutional Pass Rate	Institutional Average Scaled Score	Assessment Cut Score <sup>2</sup>	Statewide			
							Number Taking Assessment	Number Passing Assessment	Statewide Pass Rate	Statewide Average Scaled Score
MATHEMATICS CONTENT KNOWLEDGE (5161)  Test Company: ETS Score Range: 100-200	All enrolled students who have completed all nonclinical courses, 2015-16						5			
	Other enrolled students, 2015-16	1				160	31	13	42%	153
	All program completers, 2015-16	1				160	25	25	100%	170
	All program completers, 2014-15						6			
	All program completers, 2013-14									
MIDDLE SCHOOL ENG LANG ARTS (DISCONTINUED) (5049)  Test Company: ETS Score Range: 100-200	All enrolled students who have completed all nonclinical courses, 2015-16									
	Other enrolled students, 2015-16									
	All program completers, 2015-16									
	All program completers, 2014-15						7			
	All program completers, 2013-14						12	12	100%	167

**Single Assessment Institution-Level Pass Rate Data: Traditional Teacher Preparation Program Within IHE**

<b>MIDDLE SCHOOL ENG LANG ARTS (5047)</b>  Test Company: ETS Score Range: 100-200	All enrolled students who have completed all nonclinical courses, 2015-16						2			
	Other enrolled students, 2015-16						7			
	All program completers, 2015-16						10	10	100%	170
	All program completers, 2014-15						2			
	All program completers, 2013-14									
<b>MIDDLE SCHOOL MATHEMATICS (DISCONTINUED) (0069)</b>  Test Company: ETS Score Range: 100-200	All enrolled students who have completed all nonclinical courses, 2015-16									
	Other enrolled students, 2015-16									
	All program completers, 2015-16						3			
	All program completers, 2014-15						25	25	100%	168
	All program completers, 2013-14						37	37	100%	163

	<b>HEOA - Title II 2015 - 2016 Academic Year</b>
<b>Institution Name</b>	UNIVERSITY OF NEW ORLEANS
<b>Institution Code</b>	6379
<b>State</b>	Louisiana


February 17, 2017

Assessment Information <sup>1</sup>	Group	Number Taking Assessment	Number Passing Assessment	Institutional Pass Rate	Institutional Average Scaled Score	Assessment Cut Score <sup>2</sup>	Statewide			
							Number Taking Assessment	Number Passing Assessment	Statewide Pass Rate	Statewide Average Scaled Score
<b>MIDDLE SCHOOL MATHEMATICS (5169)</b>  Test Company: ETS Score Range: 100-200	All enrolled students who have completed all nonclinical courses, 2015-16						11	10	91%	170
	Other enrolled students, 2015-16						12	8	67%	165
	All program completers, 2015-16						18	18	100%	174
	All program completers, 2014-15						3			
	All program completers, 2013-14						1			
<b>MIDDLE SCHOOL SCIENCE (DISCONTINUED) (0439)</b>  Test Company: ETS Score Range: 100-200	All enrolled students who have completed all nonclinical courses, 2015-16									
	Other enrolled students, 2015-16									
	All program completers, 2015-16						1			
	All program completers, 2014-15						13	13	100%	158
	All program completers, 2013-14						14	14	100%	156



**Single Assessment Institution-Level Pass Rate Data: Traditional Teacher Preparation Program Within IHE**

<b>MIDDLE SCHOOL SCIENCE (5440)</b>  Test Company: ETS Score Range: 100-200	All enrolled students who have completed all nonclinical courses, 2015-16						6			
	Other enrolled students, 2015-16						6			
	All program completers, 2015-16						12	12	100%	156
	All program completers, 2014-15						9			
	All program completers, 2013-14									
<b>MIDDLE SCHOOL SOCIAL STUDIES (5089)</b>  Test Company: ETS Score Range: 100-200	All enrolled students who have completed all nonclinical courses, 2015-16						5			
	Other enrolled students, 2015-16						5			
	All program completers, 2015-16						14	14	100%	155
	All program completers, 2014-15						12	12	100%	161
	All program completers, 2013-14						15	15	100%	163


	<b>HEOA - Title II 2015 - 2016 Academic Year</b>
<b>Institution Name</b>	UNIVERSITY OF NEW ORLEANS
<b>Institution Code</b>	6379
<b>State</b>	Louisiana

February 17, 2017

Assessment Information <sup>1</sup>	Group	Number Taking Assessment	Number Passing Assessment	Institutional Pass Rate	Institutional Average Scaled Score	Assessment Cut Score <sup>2</sup>	Statewide			
							Number Taking Assessment	Number Passing Assessment	Statewide Pass Rate	Statewide Average Scaled Score
<b>MUSIC CONTENT KNOWLEDGE (0113)</b>  Test Company: ETS Score Range: 100-200	All enrolled students who have completed all nonclinical courses, 2015-16						21	21	100%	163
	Other enrolled students, 2015-16						21	20	95%	162
	All program completers, 2015-16						92	92	100%	167
	All program completers, 2014-15						80	80	100%	167
	All program completers, 2013-14		1				151	85	85	100%
<b>PHYSICAL ED CONTENT KNOWLEDGE (5091)</b>  Test Company: ETS Score Range: 100-200	All enrolled students who have completed all nonclinical courses, 2015-16									
	Other enrolled students, 2015-16						1			
	All program completers, 2015-16						6			
	All program completers, 2014-15						38	38	100%	156
	All program completers, 2013-14						66	66	100%	156

**Single Assessment Institution-Level Pass Rate Data: Traditional Teacher Preparation Program Within IHE**

<b>PHYSICS CONTENT KNOWLEDGE (5265)</b>  Test Company: ETS Score Range: 100-200	All enrolled students who have completed all nonclinical courses, 2015-16									
	Other enrolled students, 2015-16									
	All program completers, 2015-16									
	All program completers, 2014-15						1			
	All program completers, 2013-14						1			
<b>PRAXIS I MATHEMATICS (DISCONTINUED) (0730)</b>  Test Company: ETS Score Range: 150-190	All enrolled students who have completed all nonclinical courses, 2015-16	6				175	98	95	97%	178
	Other enrolled students, 2015-16	10	10	100%	178	175	139	137	99%	178
	All program completers, 2015-16	20	18	90%	178	175	304	299	98%	178
	All program completers, 2014-15	19	19	100%	178	175	327	321	98%	178
	All program completers, 2013-14	26	26	100%	178	175	433	427	99%	178


	<b>HEOA - Title II 2015 - 2016 Academic Year</b>
<b>Institution Name</b>	UNIVERSITY OF NEW ORLEANS
<b>Institution Code</b>	6379
<b>State</b>	Louisiana

February 17, 2017

Assessment Information <sup>1</sup>	Group	Number Taking Assessment	Number Passing Assessment	Institutional Pass Rate	Institutional Average Scaled Score	Assessment Cut Score <sup>2</sup>	Statewide			
							Number Taking Assessment	Number Passing Assessment	Statewide Pass Rate	Statewide Average Scaled Score
<b>PRAXIS I READING (DISCONTINUED) (0710)</b>  Test Company: ETS Score Range: 150-190	All enrolled students who have completed all nonclinical courses, 2015-16	3				176	84	78	93%	178
	Other enrolled students, 2015-16	10	10	100%	179	176	108	104	96%	179
	All program completers, 2015-16	19	19	100%	179	176	292	283	97%	178
	All program completers, 2014-15	19	17	89%	179	176	323	313	97%	178
	All program completers, 2013-14	26	26	100%	178	176	434	420	97%	178
<b>PRAXIS I WRITING (DISCONTINUED) (0720)</b>  Test Company: ETS Score Range: 150-190	All enrolled students who have completed all nonclinical courses, 2015-16	2				175	72	67	93%	176
	Other enrolled students, 2015-16	9				175	104	100	96%	176
	All program completers, 2015-16	19	19	100%	177	175	288	276	96%	176
	All program completers, 2014-15	19	18	95%	177	175	323	312	97%	176
	All program completers, 2013-14	26	26	100%	176	175	433	414	96%	176

**Single Assessment Institution-Level Pass Rate Data: Traditional Teacher Preparation Program Within IHE**

<b>PRINC LEARNING AND TEACHING 5-9 (DISCONTINUED)</b> (0523)  Test Company: ETS Score Range: 100-200	All enrolled students who have completed all nonclinical courses, 2015-16									
	Other enrolled students, 2015-16						1			
	All program completers, 2015-16									
	All program completers, 2014-15									
	All program completers, 2013-14						3			
<b>PRINC LEARNING AND TEACHING 5-9 (5623)</b>  Test Company: ETS Score Range: 100-200	All enrolled students who have completed all nonclinical courses, 2015-16						20	20	100%	172
	Other enrolled students, 2015-16						21	19	90%	172
	All program completers, 2015-16						47	47	100%	171
	All program completers, 2014-15						50	50	100%	171
	All program completers, 2013-14						65	65	100%	170


	<b>HEOA - Title II 2015 - 2016 Academic Year</b>
<b>Institution Name</b>	UNIVERSITY OF NEW ORLEANS
<b>Institution Code</b>	6379
<b>State</b>	Louisiana

February 17, 2017

Assessment Information <sup>1</sup>	Group	Number Taking Assessment	Number Passing Assessment	Institutional Pass Rate	Institutional Average Scaled Score	Assessment Cut Score <sup>2</sup>	Statewide			
							Number Taking Assessment	Number Passing Assessment	Statewide Pass Rate	Statewide Average Scaled Score
<b>PRINC LEARNING AND TEACHING 7-12 (DISCONTINUED)</b> (0524)  Test Company: ETS Score Range: 100-200	All enrolled students who have completed all nonclinical courses, 2015-16									
	Other enrolled students, 2015-16									
	All program completers, 2015-16									
	All program completers, 2014-15						3			
	All program completers, 2013-14						3			
<b>PRINC LEARNING AND TEACHING 7-12 (5624)</b>  Test Company: ETS Score Range: 100-200	All enrolled students who have completed all nonclinical courses, 2015-16	2				157	91	91	100%	172
	Other enrolled students, 2015-16	11	9	82%	166	157	178	163	92%	168
	All program completers, 2015-16	10	10	100%	173	157	352	352	100%	172
	All program completers, 2014-15	15	15	100%	175	157	360	360	100%	174
	All program completers, 2013-14	20	20	100%	177	157	410	409	100%	172

**Single Assessment Institution-Level Pass Rate Data: Traditional Teacher Preparation Program Within IHE**

<b>PRINC LEARNING AND TEACHING EARLY CHILD (DISC) (0521)</b>  Test Company: ETS Score Range: 100-200	All enrolled students who have completed all nonclinical courses, 2015-16									
	Other enrolled students, 2015-16						1			
	All program completers, 2015-16									
	All program completers, 2014-15									
	All program completers, 2013-14						5			
<b>PRINC LEARNING AND TEACHING EARLY CHILD (5621)</b>  Test Company: ETS Score Range: 100-200	All enrolled students who have completed all nonclinical courses, 2015-16	4				157	82	81	99%	166
	Other enrolled students, 2015-16	1				157	114	97	85%	165
	All program completers, 2015-16	5				157	180	180	100%	168
	All program completers, 2014-15	13	13	100%	171	157	196	196	100%	169
	All program completers, 2013-14	15	15	100%	174	157	229	229	100%	168


	<b>HEOA - Title II 2015 - 2016 Academic Year</b>
<b>Institution Name</b>	UNIVERSITY OF NEW ORLEANS
<b>Institution Code</b>	6379
<b>State</b>	Louisiana

February 17, 2017

Assessment Information <sup>1</sup>	Group	Number Taking Assessment	Number Passing Assessment	Institutional Pass Rate	Institutional Average Scaled Score	Assessment Cut Score <sup>2</sup>	Statewide			
							Number Taking Assessment	Number Passing Assessment	Statewide Pass Rate	Statewide Average Scaled Score
<b>PRINC LEARNING AND TEACHING K-6 (DISCONTINUED) (0522)</b>  Test Company: ETS Score Range: 100-200	All enrolled students who have completed all nonclinical courses, 2015-16						1			
	Other enrolled students, 2015-16									
	All program completers, 2015-16						2			
	All program completers, 2014-15									
	All program completers, 2013-14						2			
<b>PRINC LEARNING AND TEACHING K-6 (5622)</b>  Test Company: ETS Score Range: 100-200	All enrolled students who have completed all nonclinical courses, 2015-16	13	13	100%	178	160	157	157	100%	174
	Other enrolled students, 2015-16	17	16	94%	174	160	241	221	92%	172
	All program completers, 2015-16	25	25	100%	175	160	436	436	100%	175
	All program completers, 2014-15	20	20	100%	177	160	456	456	100%	174
	All program completers, 2013-14	33	33	100%	175	160	481	481	100%	174

**Single Assessment Institution-Level Pass Rate Data: Traditional Teacher Preparation Program Within IHE**

<b>SE CK AND MILD TO MODERATE APPL (5543)</b>  Test Company: ETS Score Range: 100-200	All enrolled students who have completed all nonclinical courses, 2015-16	3				153	9			
	Other enrolled students, 2015-16	7				153	22	22	100%	173
	All program completers, 2015-16	3				153	30	30	100%	173
	All program completers, 2014-15	4				153	38	38	100%	171
	All program completers, 2013-14	4				153	29	29	100%	172
<b>SE CORE KNOWLEDGE &amp; APPLICATIONS (5354)</b>  Test Company: ETS Score Range: 100-200	All enrolled students who have completed all nonclinical courses, 2015-16						1			
	Other enrolled students, 2015-16						1			
	All program completers, 2015-16						2			
	All program completers, 2014-15						17	17	100%	165
	All program completers, 2013-14						25	25	100%	164


	<b>HEOA - Title II 2015 - 2016 Academic Year</b>
<b>Institution Name</b>	UNIVERSITY OF NEW ORLEANS
<b>Institution Code</b>	6379
<b>State</b>	Louisiana

February 17, 2017

Assessment Information <sup>1</sup>	Group	Number Taking Assessment	Number Passing Assessment	Institutional Pass Rate	Institutional Average Scaled Score	Assessment Cut Score <sup>2</sup>	Statewide			
							Number Taking Assessment	Number Passing Assessment	Statewide Pass Rate	Statewide Average Scaled Score
<b>SE: PRESCHOOL EARLY CHILDHOOD (5691)</b>  Test Company: ETS Score Range: 100-200	All enrolled students who have completed all nonclinical courses, 2015-16						10	10	100%	168
	Other enrolled students, 2015-16						28	14	50%	159
	All program completers, 2015-16						29	29	100%	167
	All program completers, 2014-15						3			
	All program completers, 2013-14									
<b>SOCIAL STUDIES CONTENT &amp; INTERPRETATION (5086)</b>  Test Company: ETS Score Range: 100-200	All enrolled students who have completed all nonclinical courses, 2015-16	1				160	15	14	93%	164
	Other enrolled students, 2015-16	6				160	52	14	27%	154
	All program completers, 2015-16	6				160	69	69	100%	165
	All program completers, 2014-15	4				160	62	62	100%	167
	All program completers, 2013-14	8				160	59	59	100%	169

**Single Assessment Institution-Level Pass Rate Data: Traditional Teacher Preparation Program Within IHE**

<b>SOCIAL STUDIES CONTENT KNOWLEDGE (0081)</b>  <i>Test Company: ETS</i> <i>Score Range: 100-200</i>	All enrolled students who have completed all nonclinical courses, 2015-16									
	Other enrolled students, 2015-16									
	All program completers, 2015-16									
	All program completers, 2014-15							1		
	All program completers, 2013-14							2		
<b>SOCIAL STUDIES INTERPRET MATERIAL (DISC) (0083)</b>  <i>Test Company: ETS</i> <i>Score Range: 100-200</i>	All enrolled students who have completed all nonclinical courses, 2015-16									
	Other enrolled students, 2015-16									
	All program completers, 2015-16									
	All program completers, 2014-15							1		
	All program completers, 2013-14							2		

	<b>HEOA - Title II 2015 - 2016 Academic Year</b>
<b>Institution Name</b>	UNIVERSITY OF NEW ORLEANS
<b>Institution Code</b>	6379
<b>State</b>	Louisiana

February 17, 2017

Assessment Information <sup>1</sup>	Group	Number Taking Assessment	Number Passing Assessment	Institutional Pass Rate	Institutional Average Scaled Score	Assessment Cut Score <sup>2</sup>	Statewide			
							Number Taking Assessment	Number Passing Assessment	Statewide Pass Rate	Statewide Average Scaled Score
<b>SPANISH WORLD LANGUAGE (5195)</b>  <i>Test Company: ETS</i> <i>Score Range: 100-200</i>	All enrolled students who have completed all nonclinical courses, 2015-16						2			
	Other enrolled students, 2015-16						3			
	All program completers, 2015-16						3			
	All program completers, 2014-15						2			
	All program completers, 2013-14						3			
<b>SPEECH COMMUNICATION: CK (5221)</b>  <i>Test Company: ETS</i> <i>Score Range: 100-200</i>	All enrolled students who have completed all nonclinical courses, 2015-16									
	Other enrolled students, 2015-16						1			
	All program completers, 2015-16						1			
	All program completers, 2014-15									
	All program completers, 2013-14							2		

**Single Assessment Institution-Level Pass Rate Data: *Traditional Teacher Preparation Program Within IHE***

WORLD LANGUAGE PEDAGOGY (5841)  Test Company: ETS Score Range: 100-200	All enrolled students who have completed all nonclinical courses, 2015-16						2			
	Other enrolled students, 2015-16						3			
	All program completers, 2015-16						4			
	All program completers, 2014-15						4			
	All program completers, 2013-14						2			

Note: In cases where there are less than ten students taking the assessment or license/certificate, the number passing and pass rate are not reported.

<sup>1</sup>Tests with multiple delivery options (computer, paper, etc.) will be noted with the assessment code for one format only.

<sup>2</sup>Cut scores may vary for groups depending upon when the cut scores are established by the state and when each group completed their teacher certification or licensure assessment.