

## UNO - **FACULTY & STAFF** – 2025

### UNO to Transition Survey Report

#### LSU MarComm

#### Final Results

January 30th 2026

Survey was live from 12/17/2025 to 1/26/2026

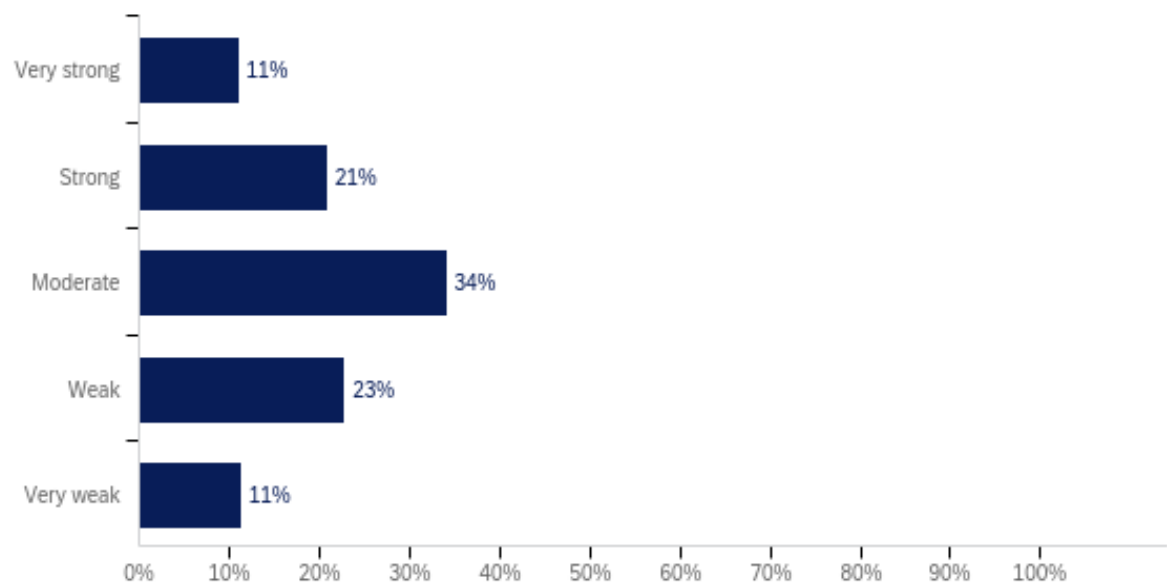
Survey was distributed via email blast with an anonymous link to Faculty & Staff by UNO Marketing team.

### Q1 - Please rate your familiarity with the following institutions in New Orleans

#	Field	Minimum	Maximum	Mean	Std Deviation	Variance	Count
1	Tulane University	1.00	4.00	1.81	0.85	0.73	353
2	Loyola University	1.00	4.00	1.97	0.87	0.76	352
3	Xavier University	1.00	4.00	2.18	0.91	0.83	351
7	LSU Health Sciences Center New Orleans	1.00	4.00	2.32	0.98	0.96	352
4	Dillard University	1.00	4.00	2.35	0.94	0.88	352
5	Southern University at New Orleans	1.00	4.00	2.45	0.94	0.89	351
6	University of Holy Cross	1.00	4.00	2.81	0.98	0.96	351

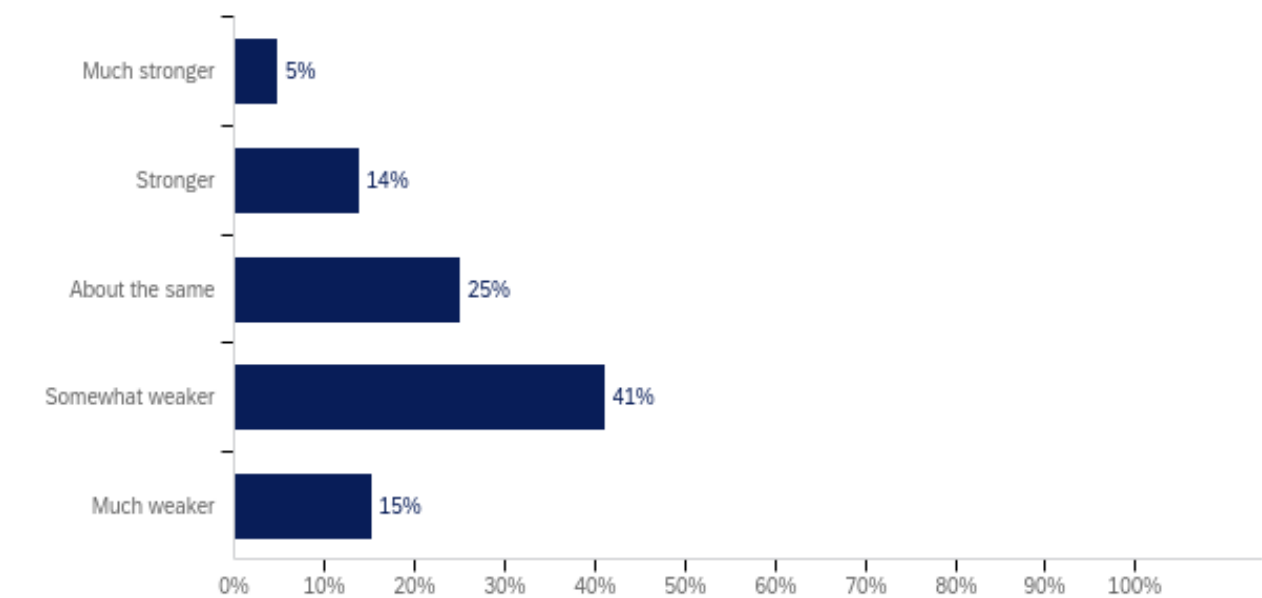
#	Question	Very familiar		Somewhat familiar		Not very familiar		Not at all familiar		Total
1	Tulane University	42%	150	40%	140	12%	44	5%	19	353
2	Loyola University	32%	114	45%	160	15%	53	7%	25	352
3	Xavier University	25%	86	43%	151	23%	80	10%	34	351
7	LSU Health Sciences Center New Orleans	23%	80	37%	131	26%	90	14%	51	352
4	Dillard University	19%	67	41%	143	27%	94	14%	48	352
5	Southern University at New Orleans	17%	58	38%	132	30%	106	16%	55	351
6	University of Holy Cross	10%	36	28%	99	31%	110	30%	106	351

Q2 - As you know, the University of New Orleans (UNO) is public research institution in New Orleans located on the shores of Lake Pontchartrain in Gentilly. How would you rate the overall strength of UNO’s brand today?



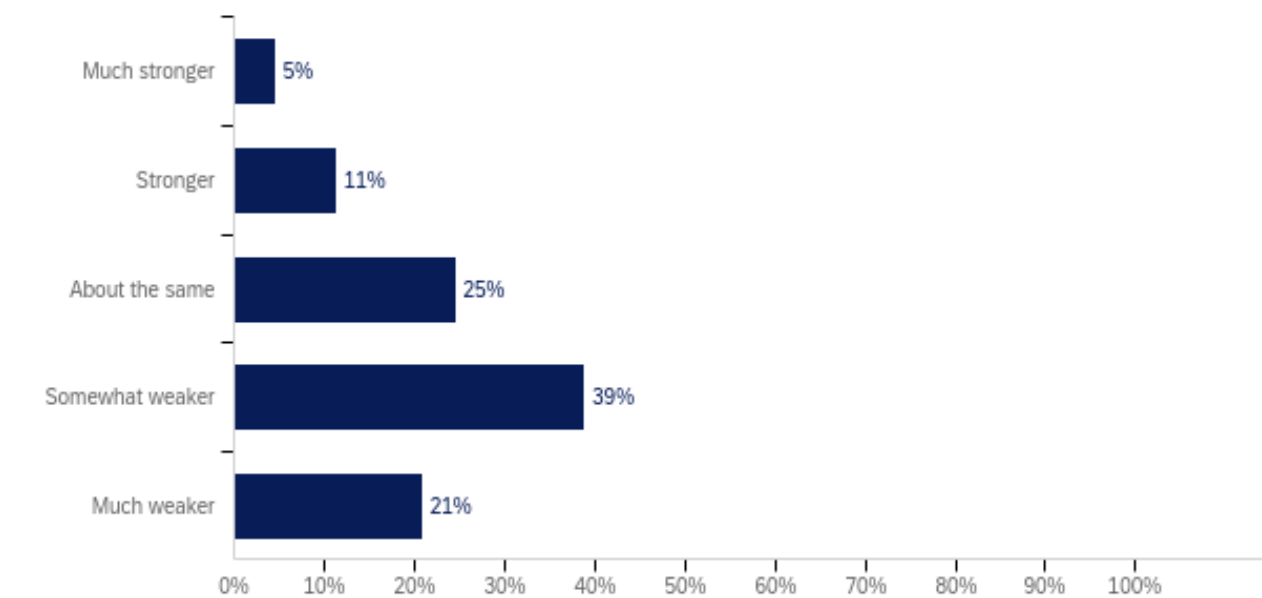
#	Answer	%	Count
1	Very strong	11%	39
2	Strong	21%	74
3	Moderate	34%	121
4	Weak	23%	81
5	Very weak	11%	40
	Total	100%	355

Q3 - Compared to other universities in New Orleans, how strong is UNO’s brand?



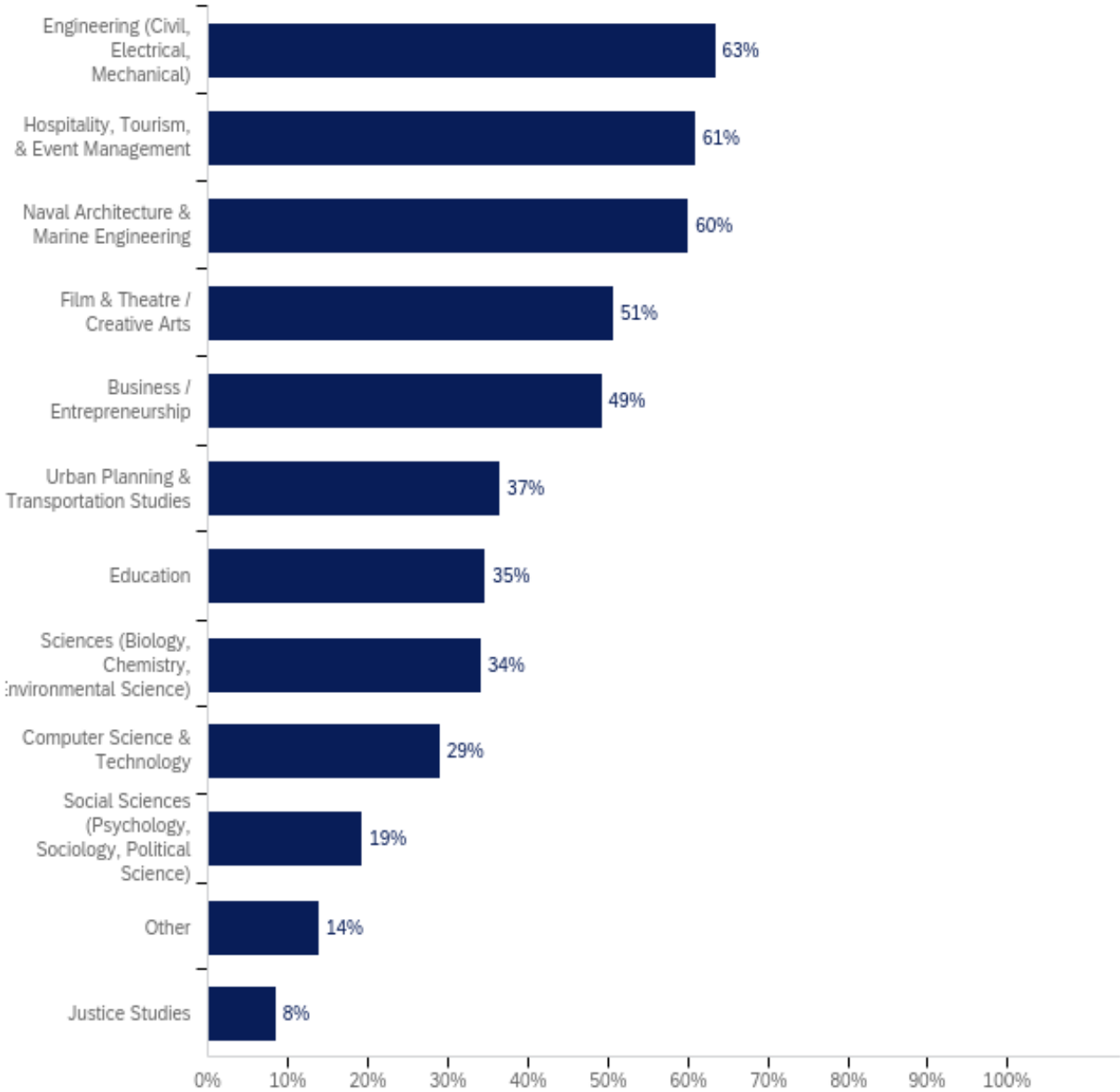
#	Answer	%	Count
1	Much stronger	5%	17
2	Stronger	14%	49
3	About the same	25%	89
4	Somewhat weaker	41%	146
5	Much weaker	15%	54
	Total	100%	355

Q5 - Compared to other universities in Louisiana, how strong is UNO’s brand?



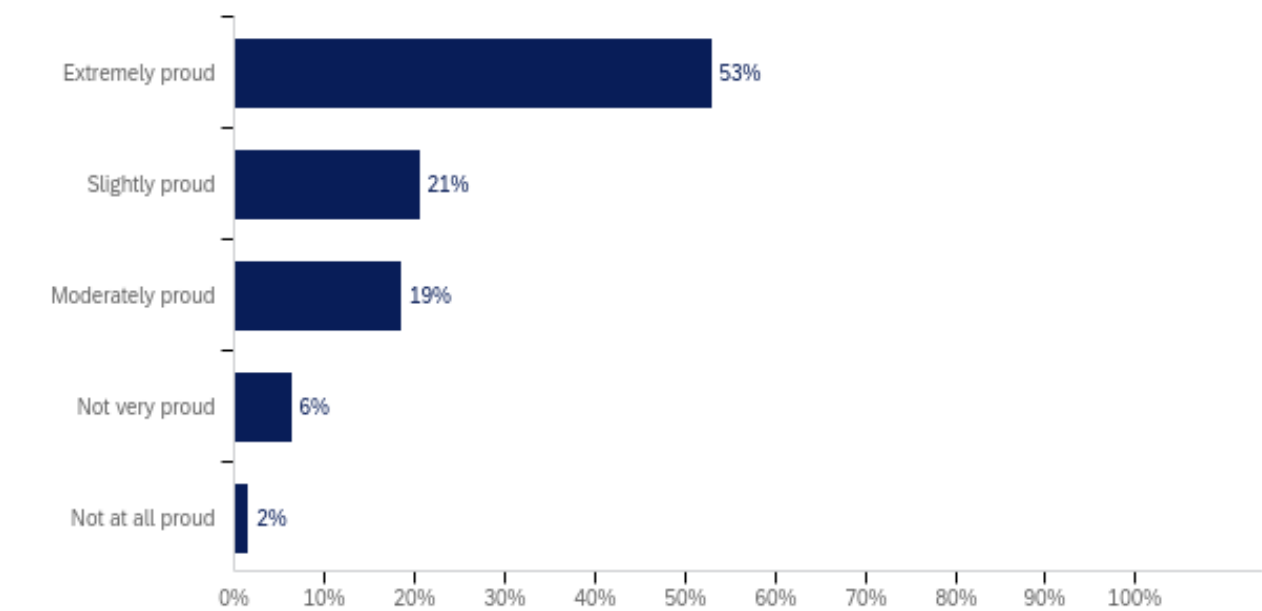
#	Answer	%	Count
1	Much stronger	5%	16
2	Stronger	11%	40
3	About the same	25%	87
4	Somewhat weaker	39%	138
5	Much weaker	21%	74
	Total	100%	355

Q6 - What majors/programs is UNO best known for? You can check all that apply.



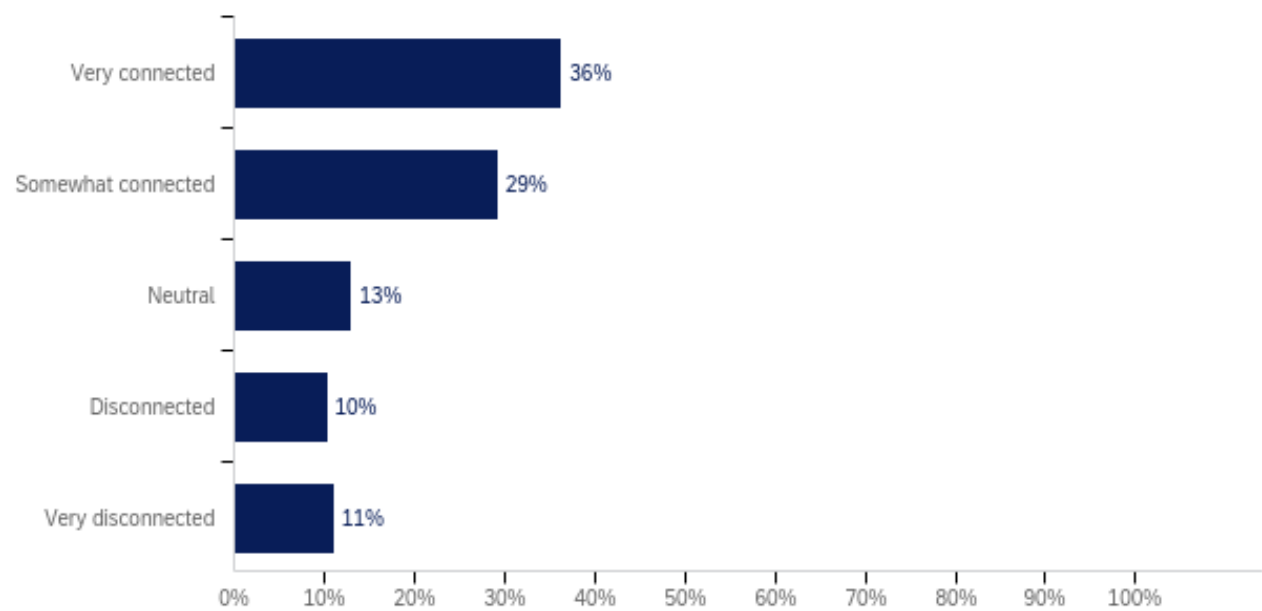
#	What majors/programs is UNO best known for? You can check all that apply. - Selected Choice	Count
1	What majors/programs is UNO best known for? You can check all that apply. - Selected Choice	331

Q11 - How proud are you to say you work at UNO?



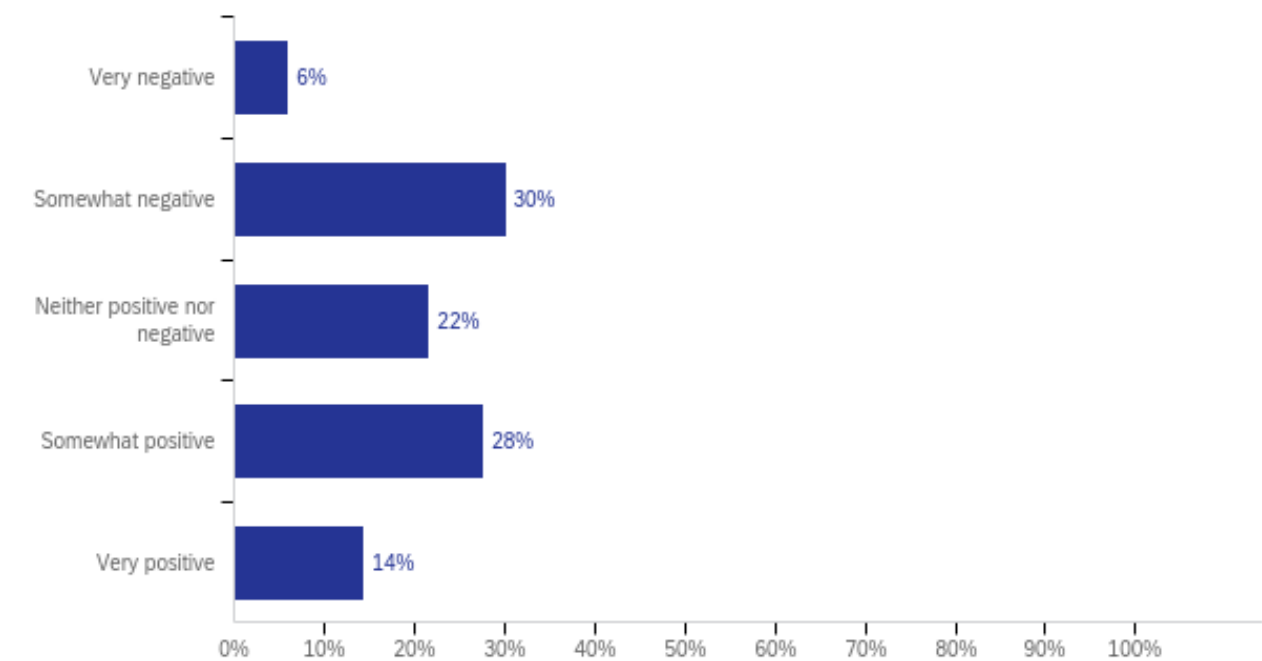
#	Answer	%	Count
1	Extremely proud	53%	134
2	Slightly proud	21%	52
3	Moderately proud	19%	47
4	Not very proud	6%	16
5	Not at all proud	2%	4
	Total	100%	253

Q16 - How connected do you currently feel to UNO as your employer?



#	Answer	%	Count
1	Very connected	36%	92
2	Somewhat connected	29%	74
3	Neutral	13%	33
4	Disconnected	10%	26
5	Very disconnected	11%	28
	Total	100%	253

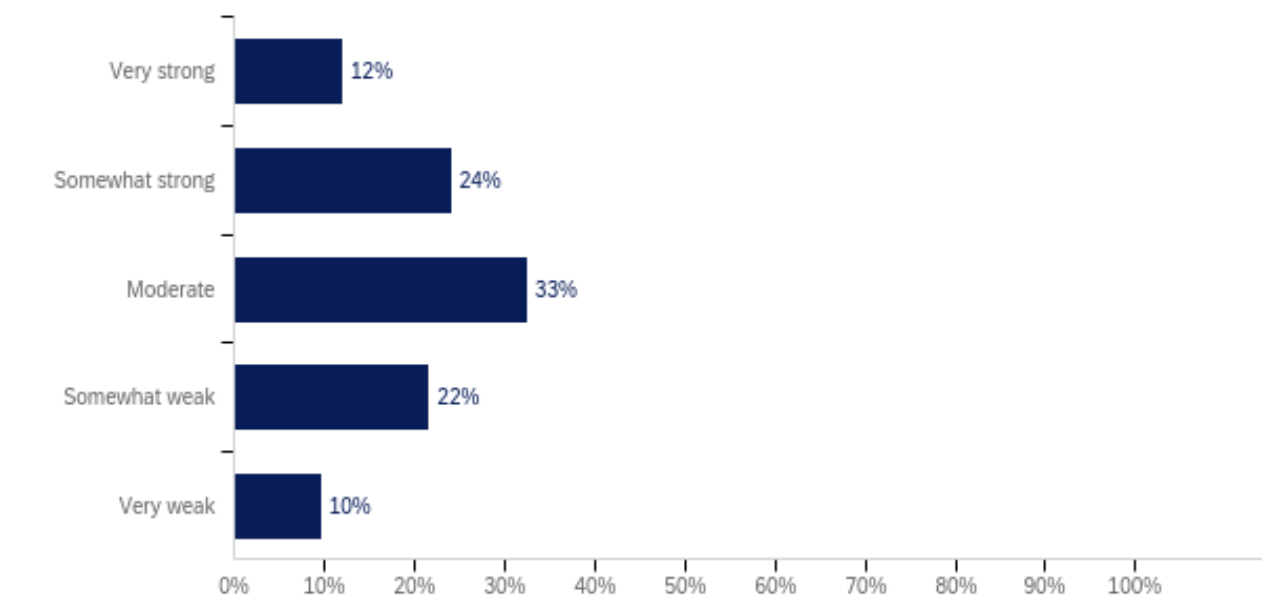
Q17 - How positive or negative is UNO’s overall reputation in Louisiana today?



#	Answer	%	Count
7	Very positive	14%	12
6	Somewhat positive	28%	23
5	Neither positive nor negative	22%	18
4	Somewhat negative	30%	25
1	Very negative	6%	5
	Total	100%	83

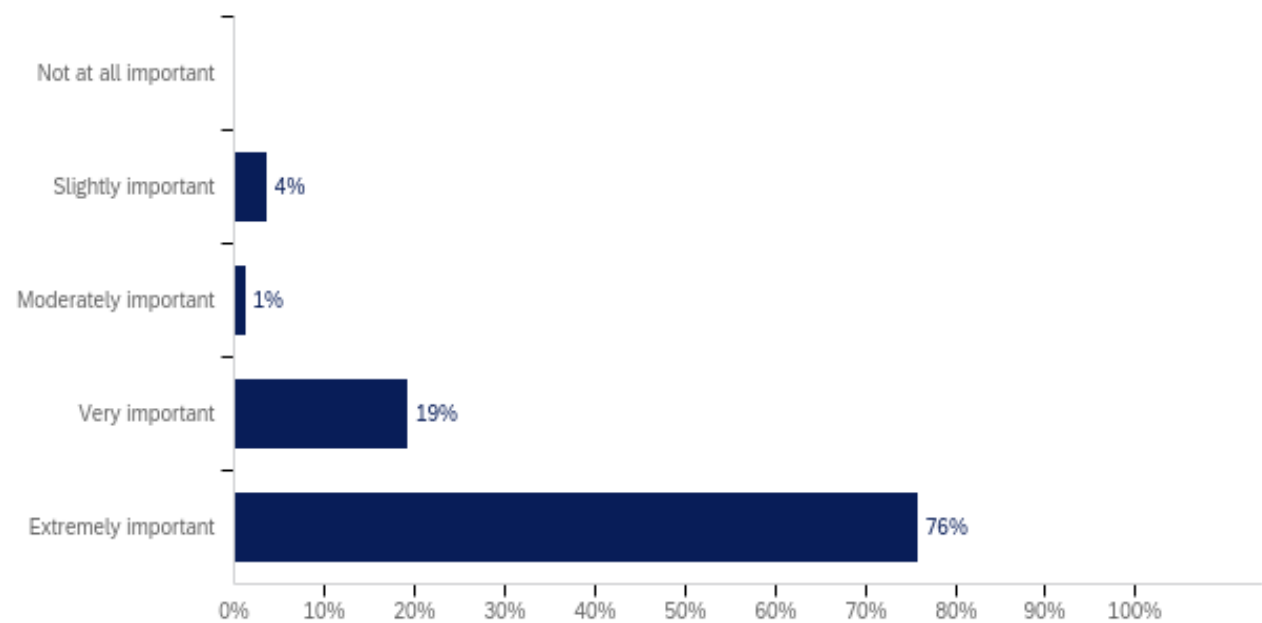


Q18 - How would you describe UNO’s competitive position in New Orleans’ higher-education landscape?



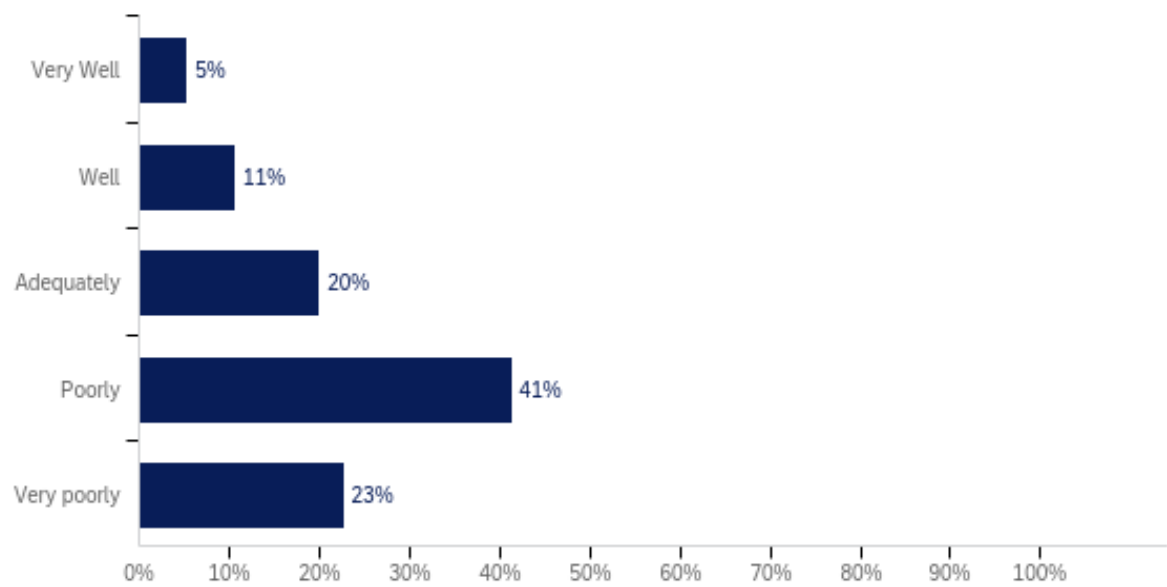
#	Answer	%	Count
1	Very strong	12%	10
2	Somewhat strong	24%	20
3	Moderate	33%	27
4	Somewhat weak	22%	18
5	Very weak	10%	8
	Total	100%	83

Q19 - How important is UNO to the city of New Orleans?



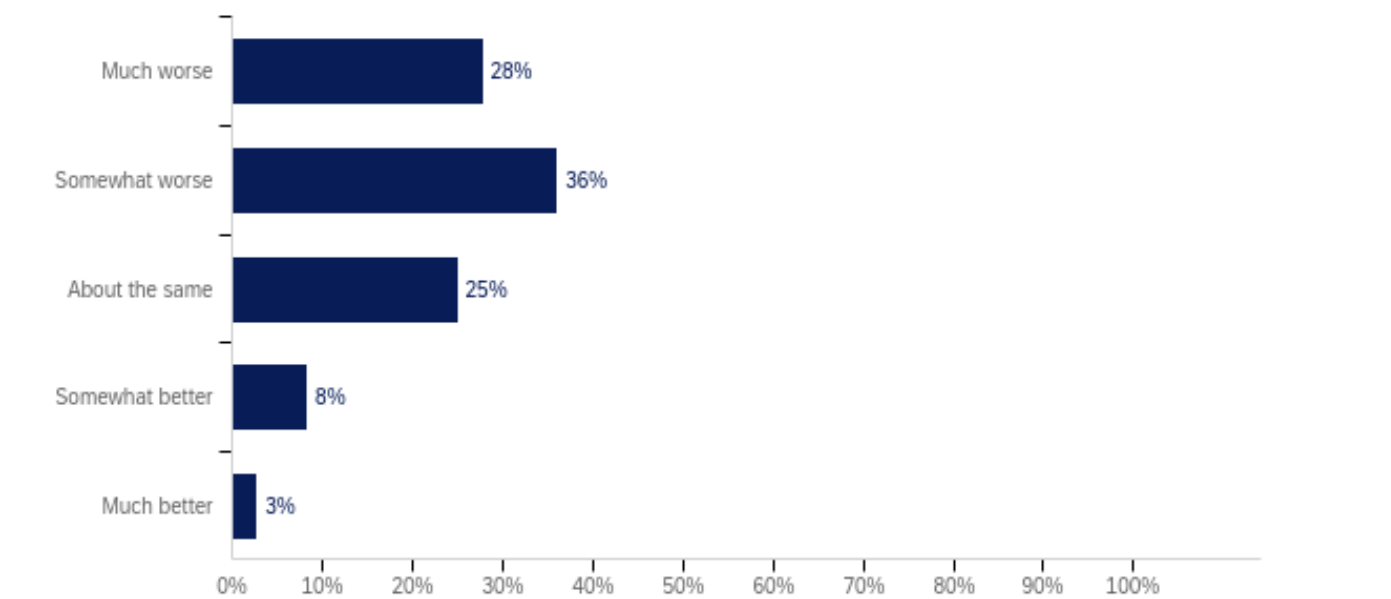
#	Answer	%	Count
7	Extremely important	76%	63
6	Very important	19%	16
5	Moderately important	1%	1
4	Slightly important	4%	3
1	Not at all important	0%	0
	Total	100%	83

**Q20 - Even if you did not personally experience Hurricane Katrina, UNO’s long-term recovery post-Katrina has shaped today’s campus. In your view, how well has UNO recovered and rebuilt since Hurricane Katrina?**



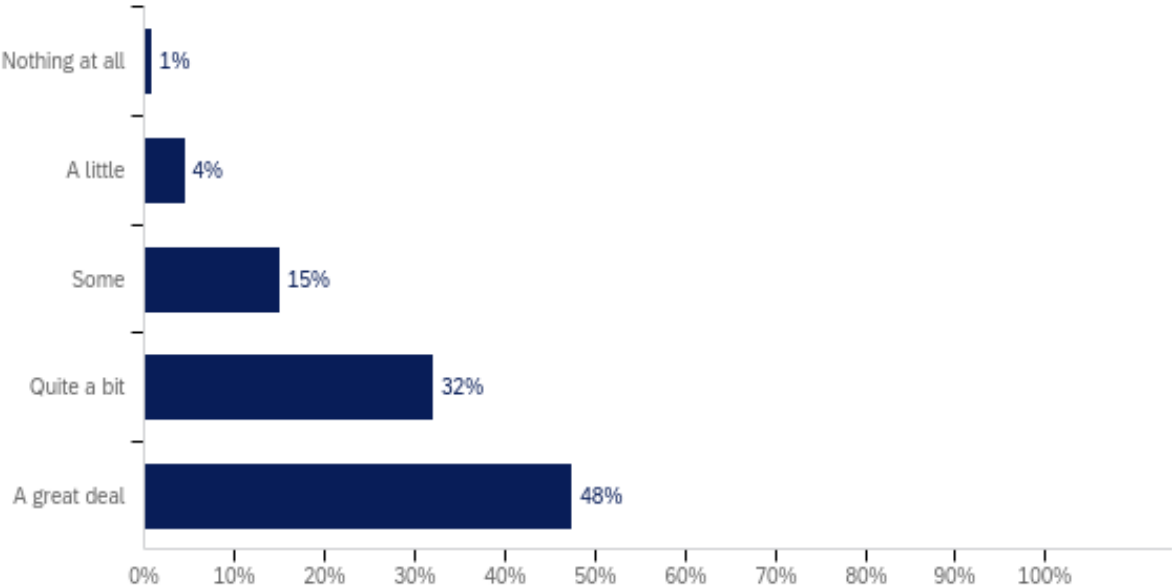
#	Answer	%	Count
1	Very Well	5%	4
2	Well	11%	8
3	Adequately	20%	15
4	Poorly	41%	31
5	Very poorly	23%	17
	Total	100%	75

# Q21 - Compared to other New Orleans institutions, how would you rate UNO’s post-Katrina progress?



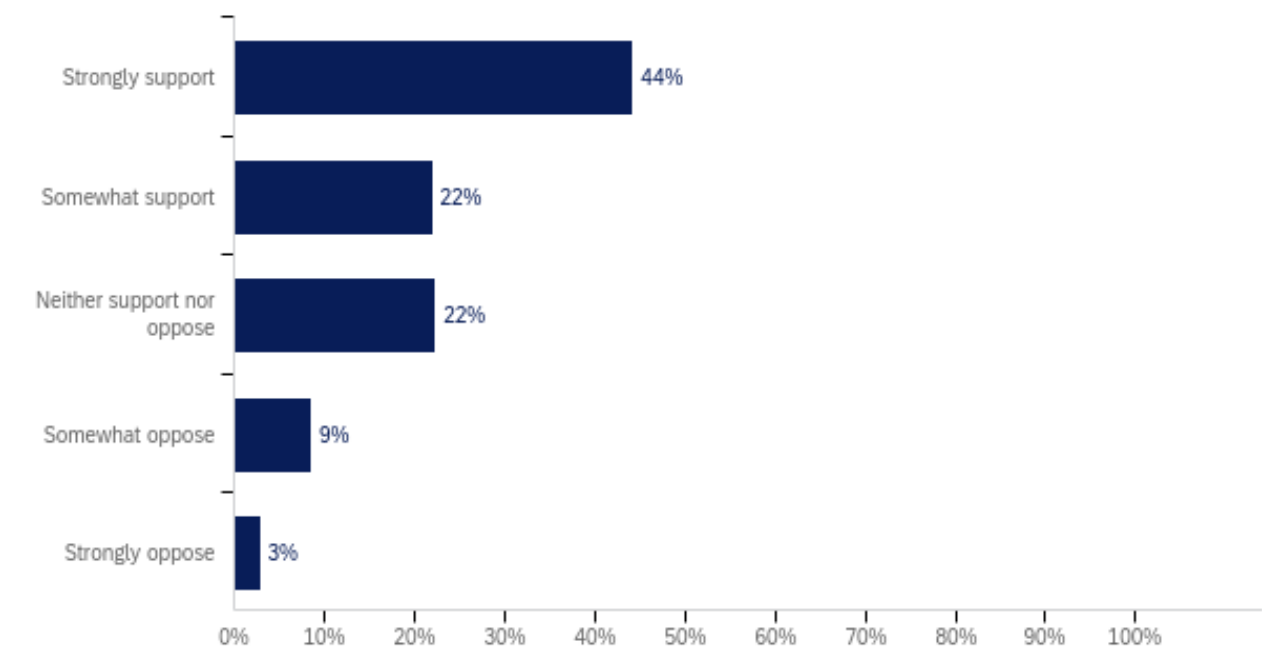
#	Answer	%	Count
10	Much better	3%	2
9	Somewhat better	8%	6
8	About the same	25%	18
7	Somewhat worse	36%	26
1	Much worse	28%	20
	Total	100%	72

Q22 - How much have you heard about UNO re-joining the LSU System?



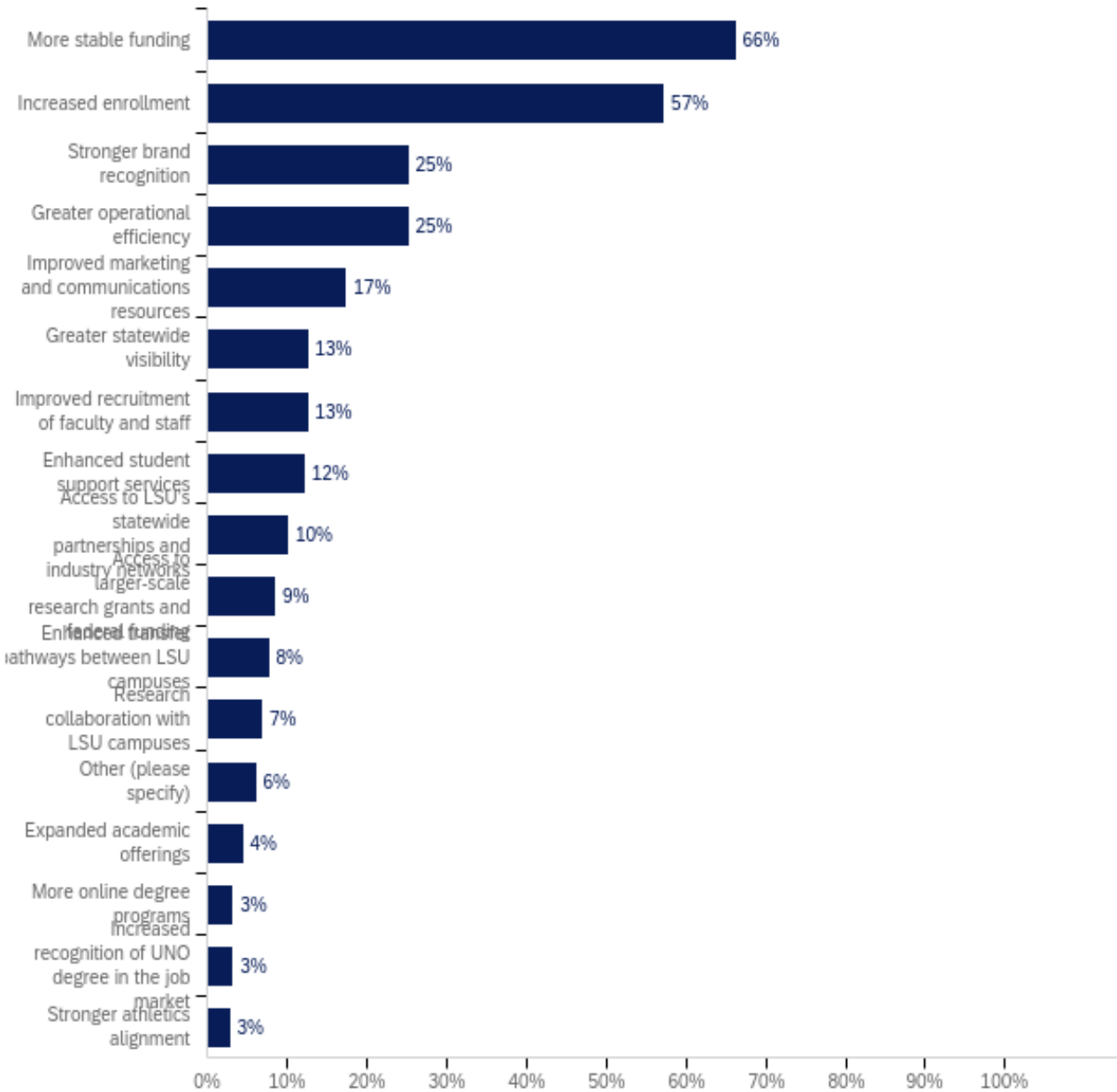
#	Answer	%	Count
7	A great deal	48%	117
6	Quite a bit	32%	79
5	Some	15%	37
4	A little	4%	11
1	Nothing at all	1%	2
	Total	100%	246

**Q23 - Just so you know: The State has decided that UNO will rejoin the LSU System. How do you personally feel about UNO becoming part of the LSU System again?**



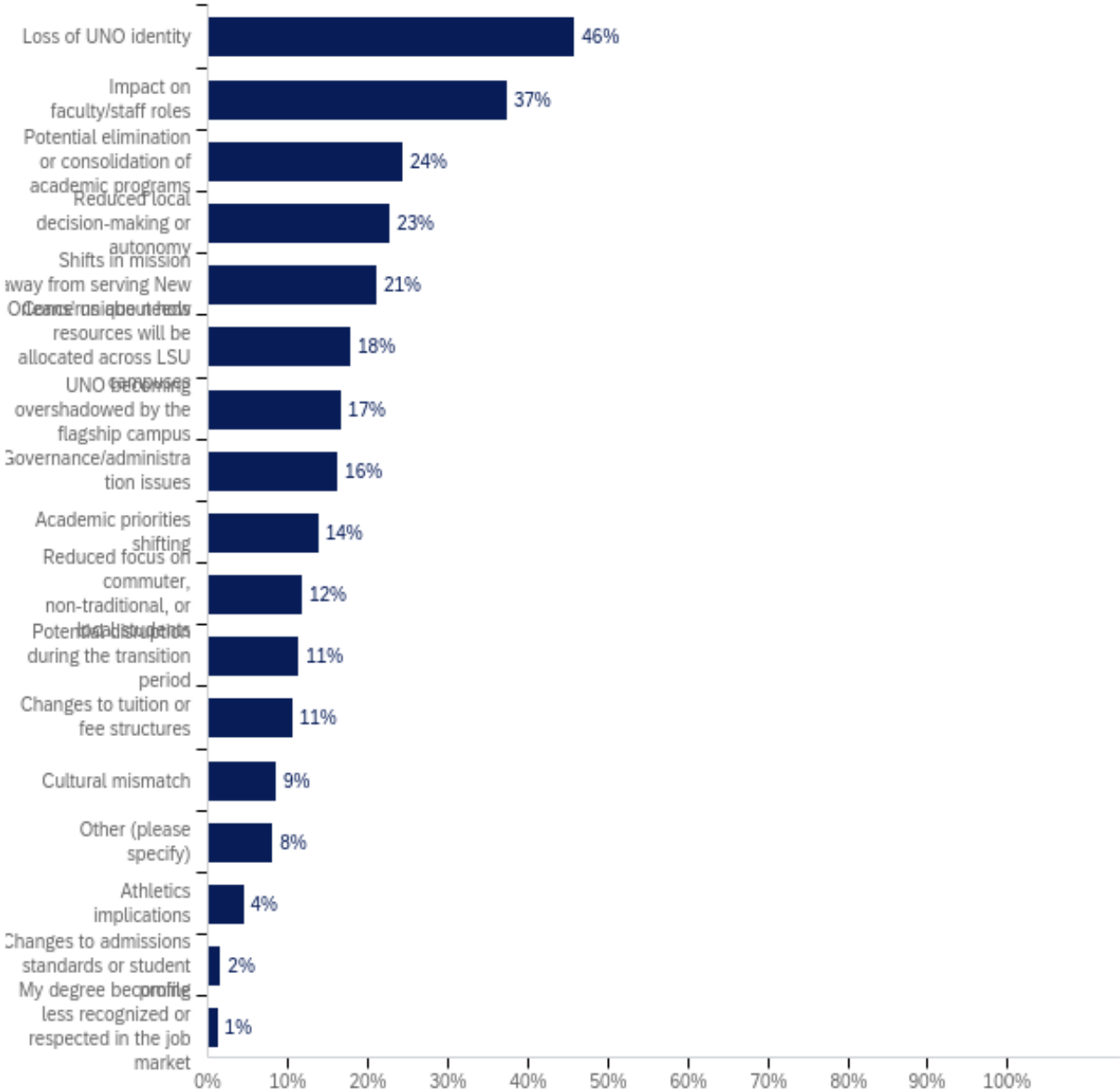
#	Answer	%	Count
1	Strongly support	44%	109
4	Somewhat support	22%	54
8	Neither support nor oppose	22%	55
11	Somewhat oppose	9%	21
12	Strongly oppose	3%	7
	Total	100%	246

Q24 - What potential benefits do you see for when UNO joins the LSU System? (Select up to three answers)



#	What potential benefits do you see for when UNO joins the LSU System? (Select up to three answers) - Selected Choice	Count
1	What potential benefits do you see for when UNO joins the LSU System? (Select up to three answers) - Selected Choice	246

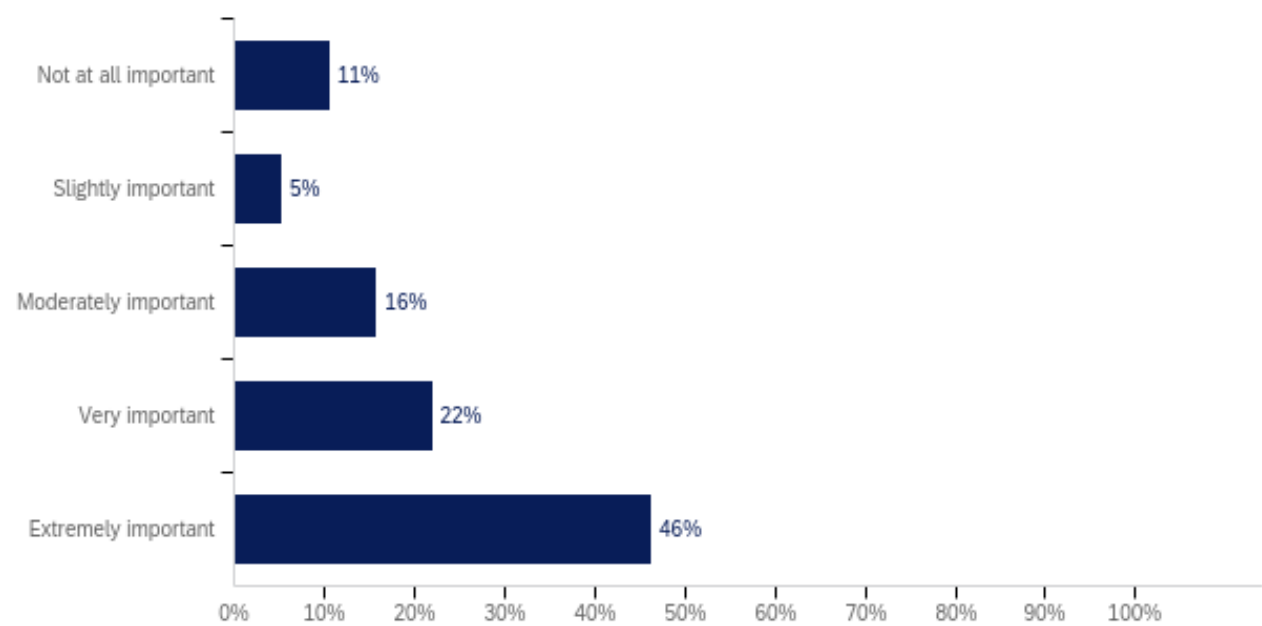
Q25 - What concerns do you have about UNO joining the LSU System? (Select up to three answers)



#	What concerns do you have about UNO joining the LSU System? (Select up to three answers) - Selected Choice	Count
1	What concerns do you have about UNO joining the LSU System? (Select up to three answers) - Selected Choice	246

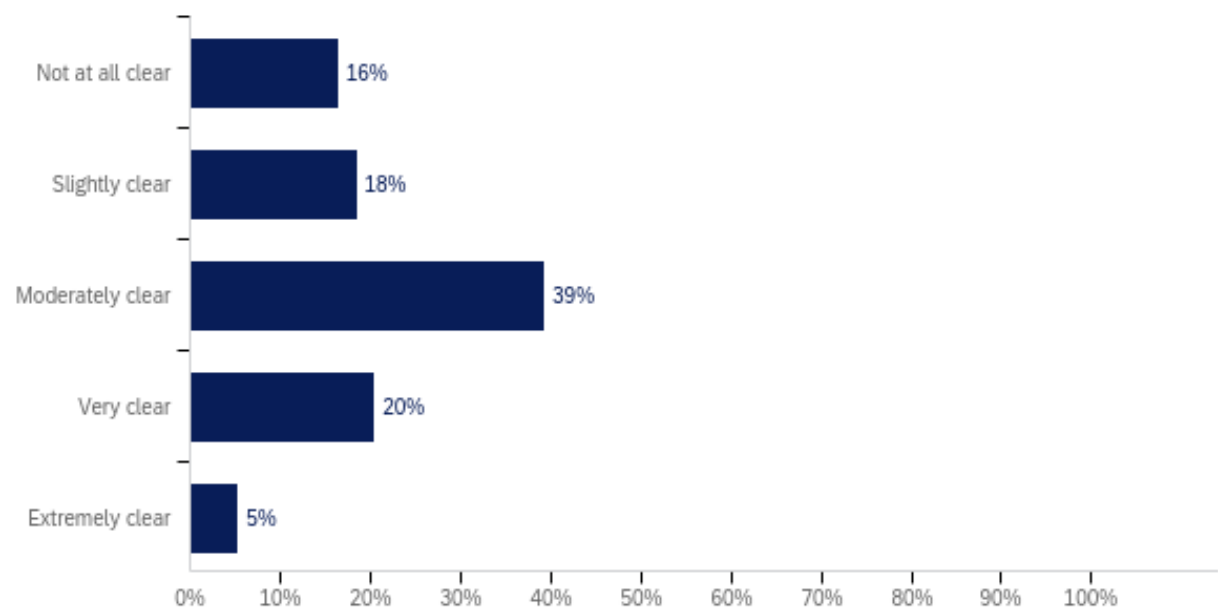


Q26 - How important is it to you that UNO maintains a distinct identity when it becomes part of the LSU System?



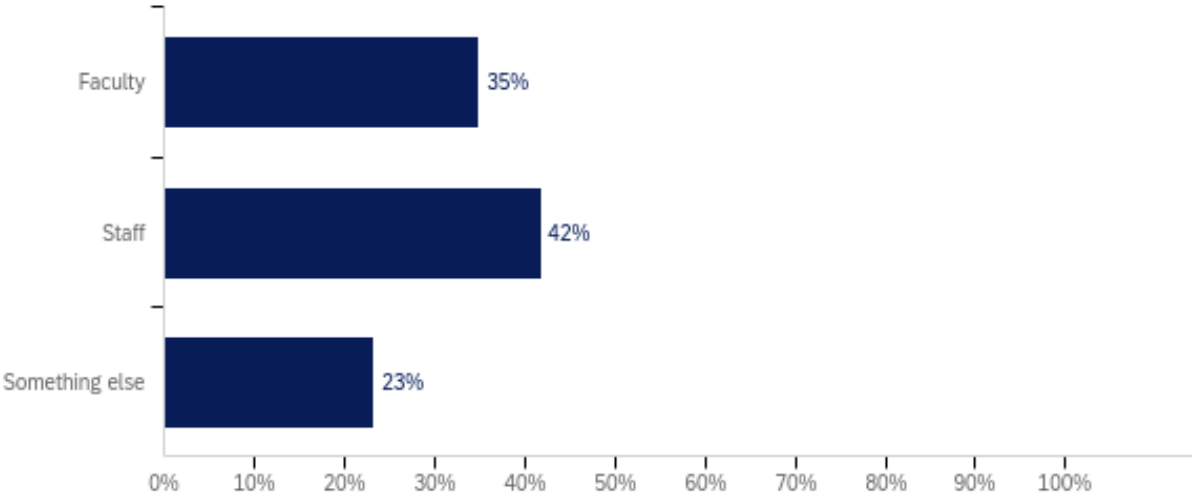
#	Answer	%	Count
7	Extremely important	46%	114
6	Very important	22%	54
5	Moderately important	16%	39
4	Slightly important	5%	13
1	Not at all important	11%	26
	Total	100%	246

Q36 - How clear has communication been about UNO joining the LSU System?



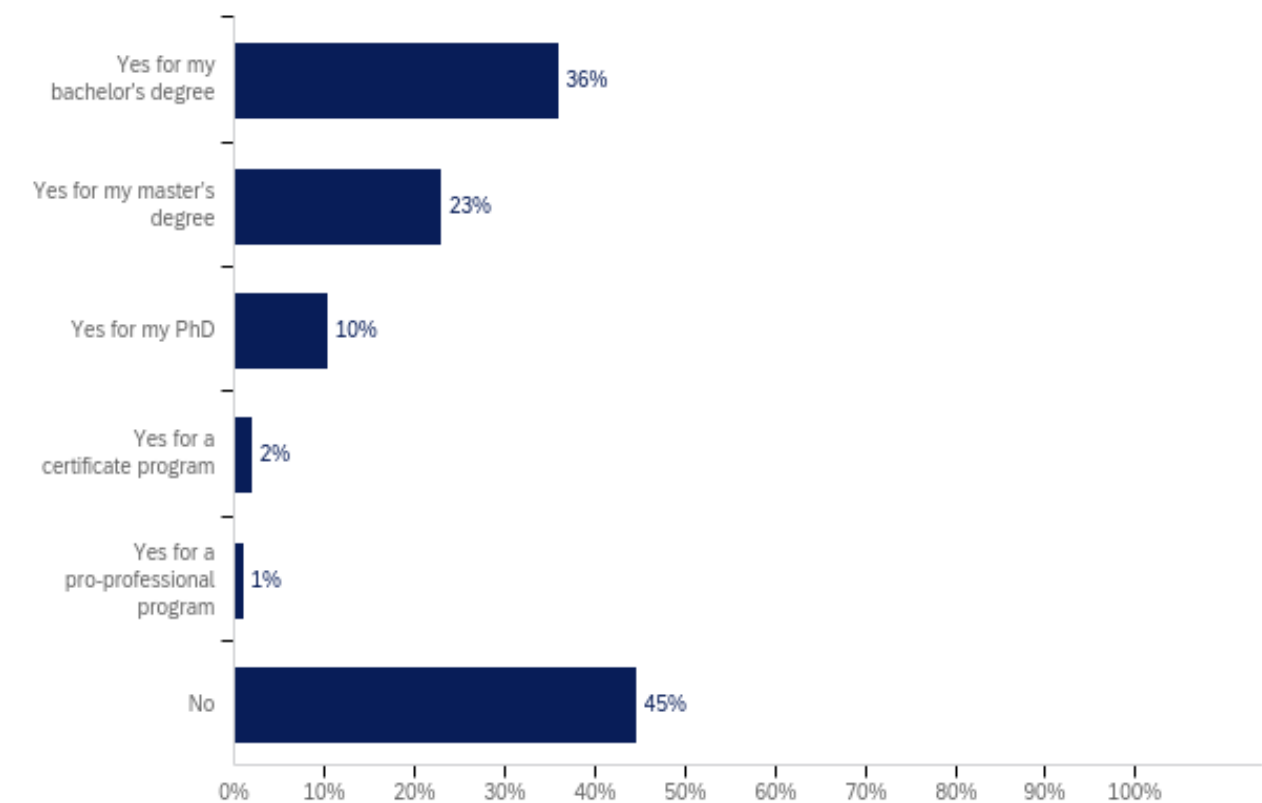
#	Answer	%	Count
7	Extremely clear	5%	13
6	Very clear	20%	50
5	Moderately clear	39%	96
4	Slightly clear	18%	45
1	Not at all clear	16%	40
	Total	100%	244

Q41 - What is your primary role at UNO? Are you...



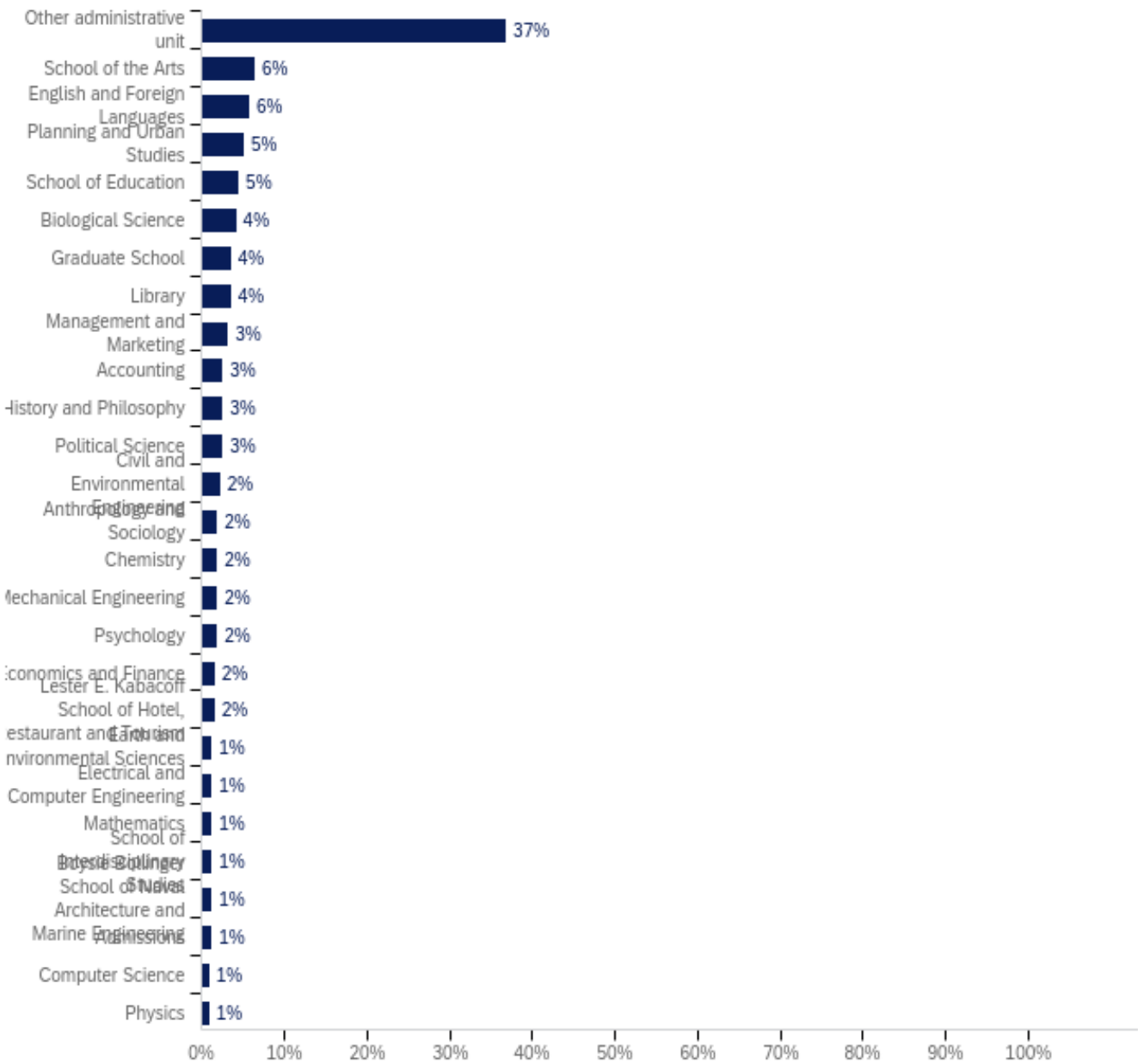
#	Answer	%	Count
1	Faculty	35%	108
2	Staff	42%	129
3	Something else	23%	72
	Total	100%	309

Q42 - And did you attend UNO?



#	And did you attend UNO?	Count
1	And did you attend UNO?	309

Q43 - And what department do you work in? [you can check all that apply]

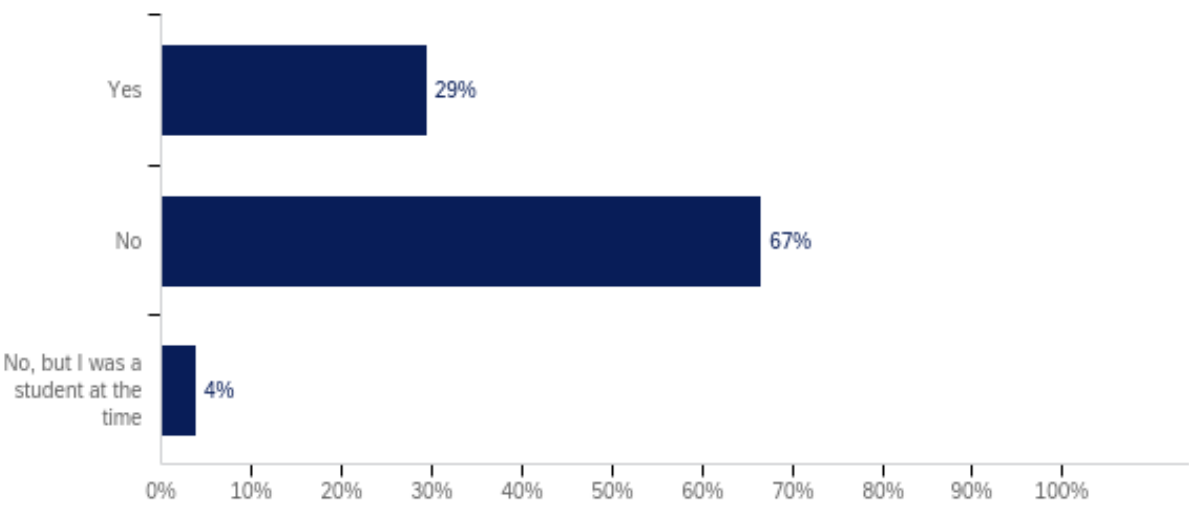


#	And what department do you work in? [you can check all that apply]	Count
1	And what department do you work in? [you can check all that apply]	309.00

**Q44 - And for how many years have you worked at UNO? If you’ve had several employment stints at UNO with breaks in-between roles, please combine your total time. [Numerical. No decimals]**

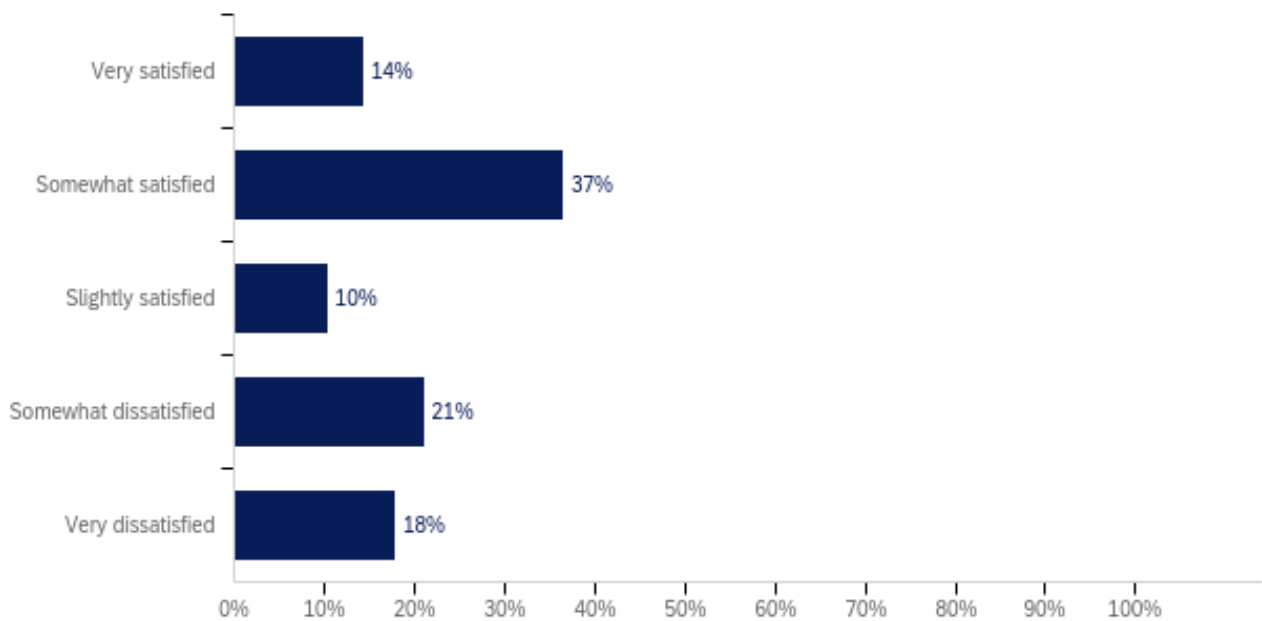
#	Field	Minimum	Maximum	Mean	Std Deviation	Variance	Count
1	And for how many years have you worked at UNO? If you’ve had several employment stints at UNO with breaks in-between roles, please combine your total time. [Numerical. No decimals]	0.00	48.00	13.49	11.13	123.97	258

Q45 - Were you working at UNO when Hurricane Katrina happened in 2005?



#	Answer	%	Count
1	Yes	29%	76
5	No, but I was a student at the time	4%	10
4	No	67%	172
	Total	100%	258

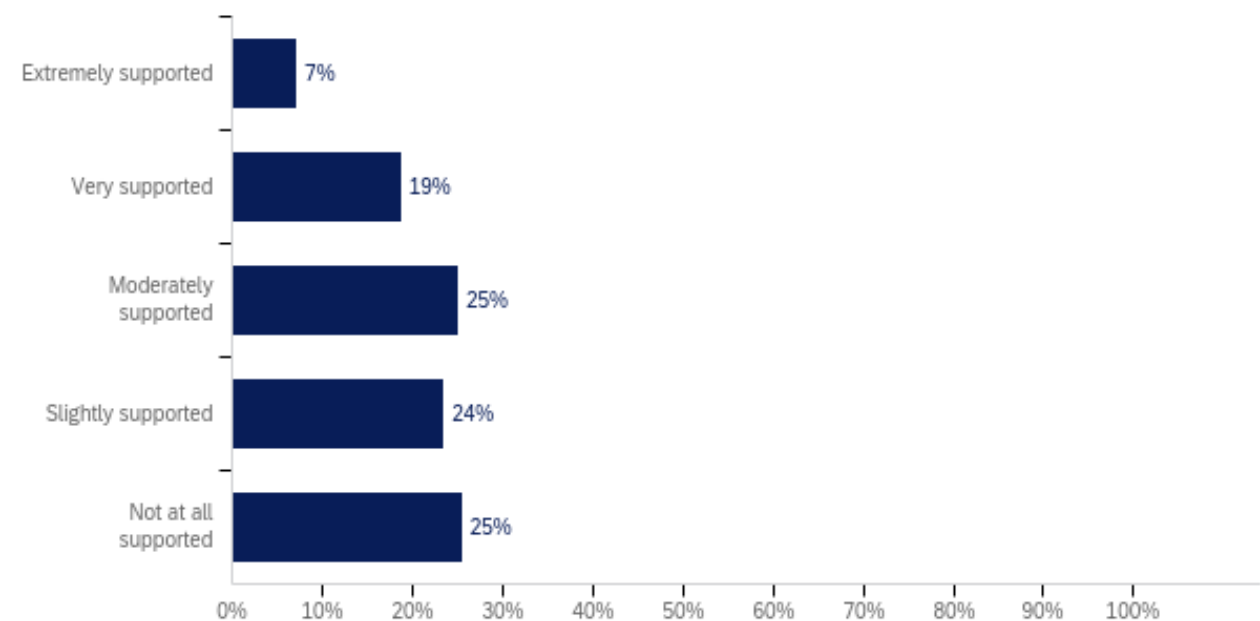
Q46 - How satisfied are you with your overall work environment at UNO?



#	Answer	%	Count
1	Very satisfied	14%	36
4	Somewhat satisfied	37%	92
5	Slightly satisfied	10%	26
6	Somewhat dissatisfied	21%	53
7	Very dissatisfied	18%	45
	Total	100%	252

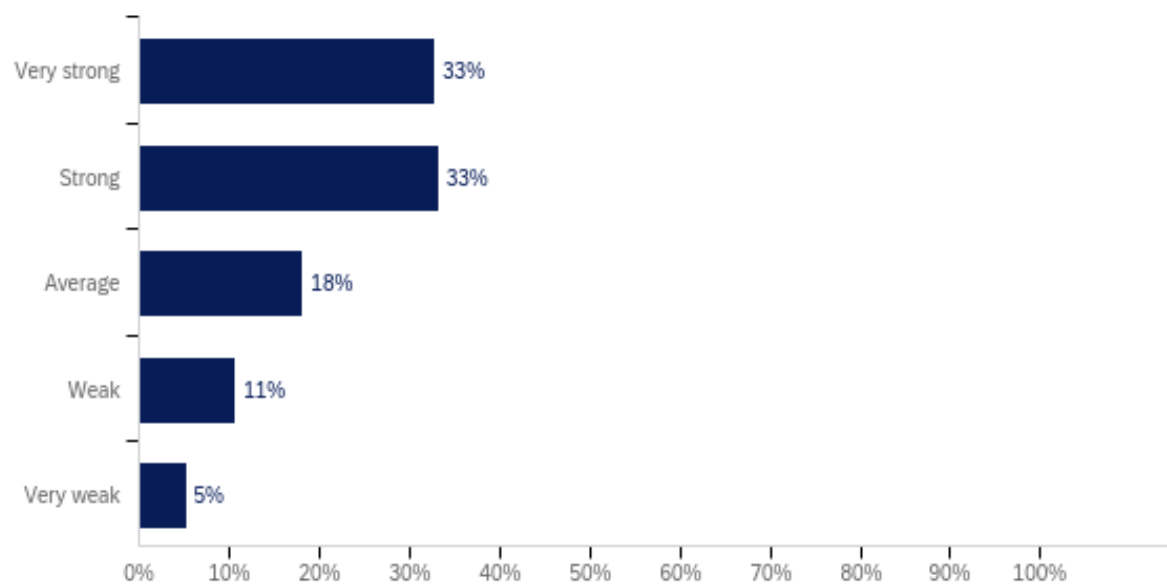


Q47 - How supported do you feel by UNO’s senior leadership?



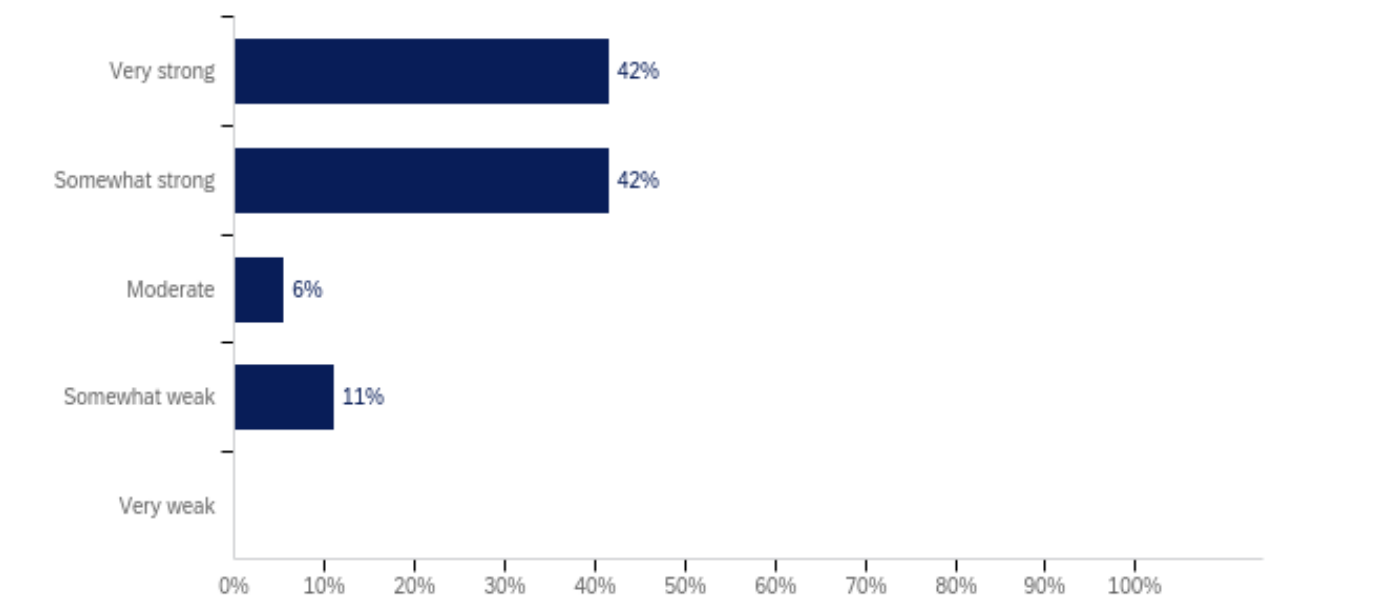
#	Answer	%	Count
1	Extremely supported	7%	18
4	Very supported	19%	47
5	Moderately supported	25%	63
6	Slightly supported	24%	59
7	Not at all supported	25%	64
	Total	100%	251

Q48 - How would you rate communication within your department or unit?



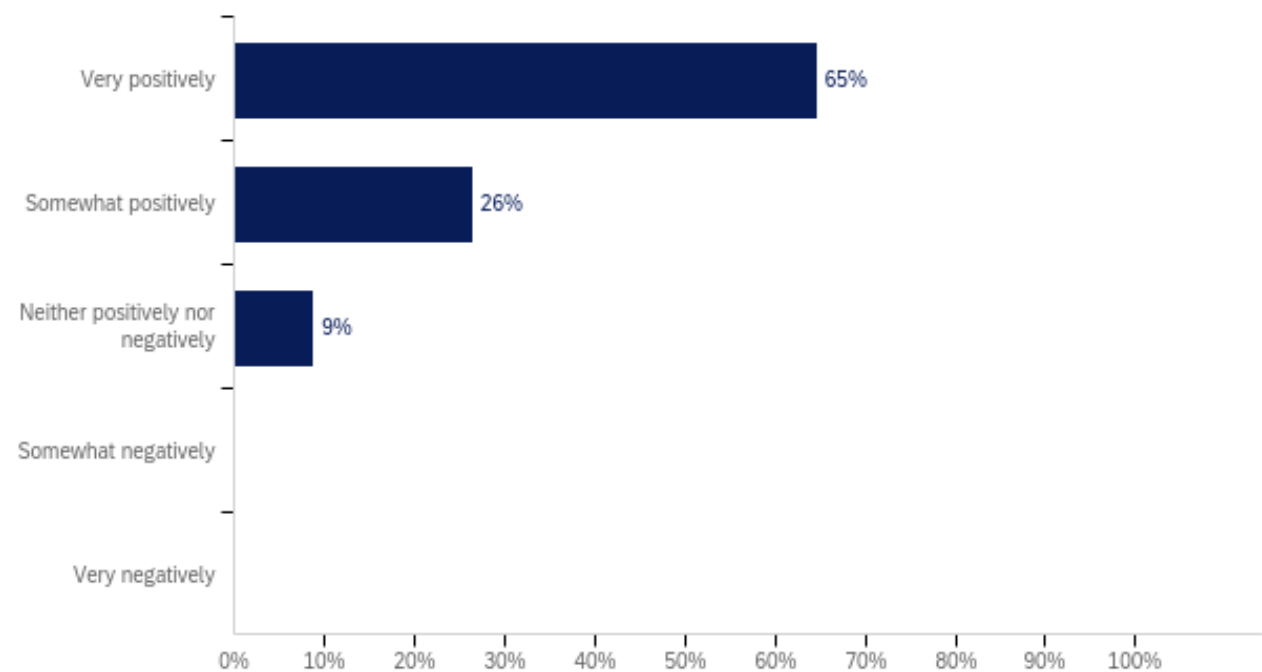
#	Answer	%	Count
1	Very strong	33%	83
4	Strong	33%	84
5	Average	18%	46
6	Weak	11%	27
7	Very weak	5%	13
	Total	100%	253

Q50 - How would you rate UNO’s academic reputation within your discipline or area of expertise?



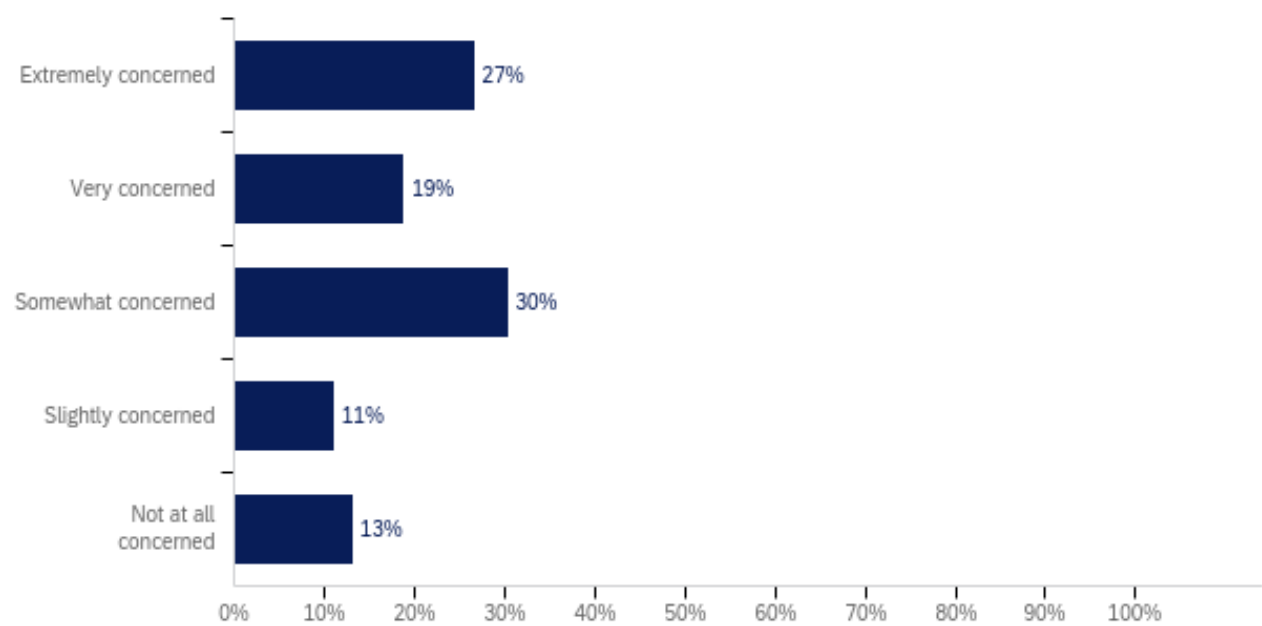
#	Answer	%	Count
1	Very strong	42%	15
2	Somewhat strong	42%	15
3	Moderate	6%	2
4	Somewhat weak	11%	4
5	Very weak	0%	0
	Total	100%	36

Q51 - How do employers and partners in your field typically view UNO graduates?



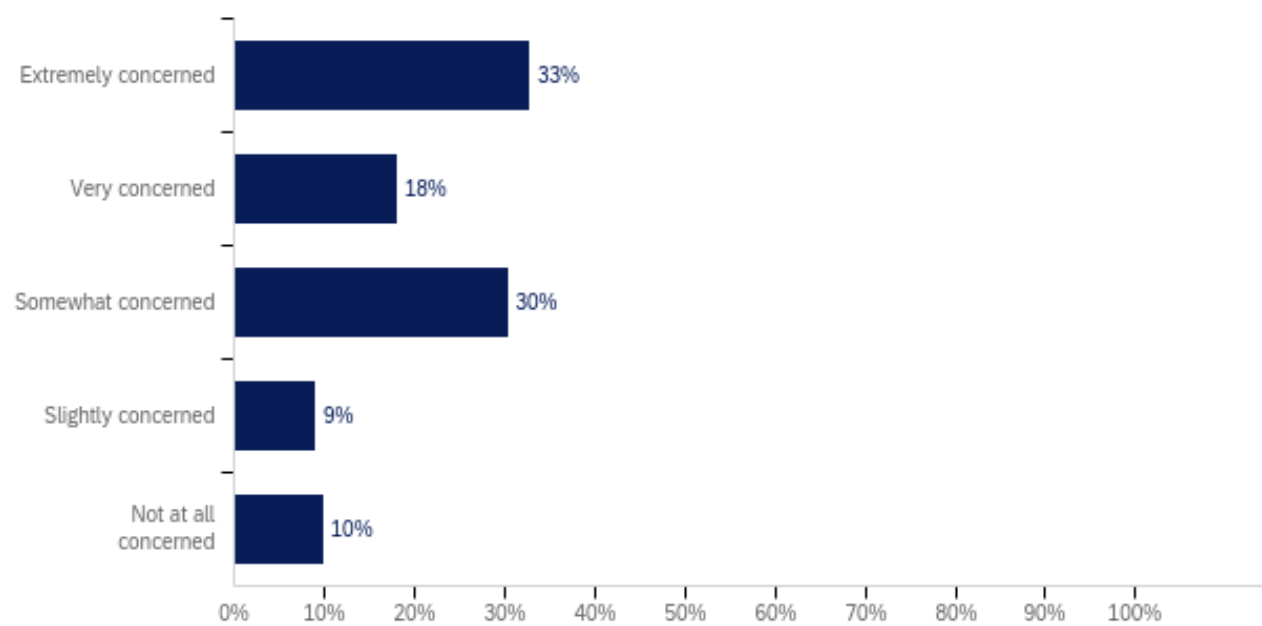
#	Answer	%	Count
1	Very positively	65%	22
4	Somewhat positively	26%	9
5	Neither positively nor negatively	9%	3
7	Very negatively	0%	0
6	Somewhat negatively	0%	0
	Total	100%	34

Q52 - When UNO joins the LSU System, how concerned are you about potential changes to your job or role?



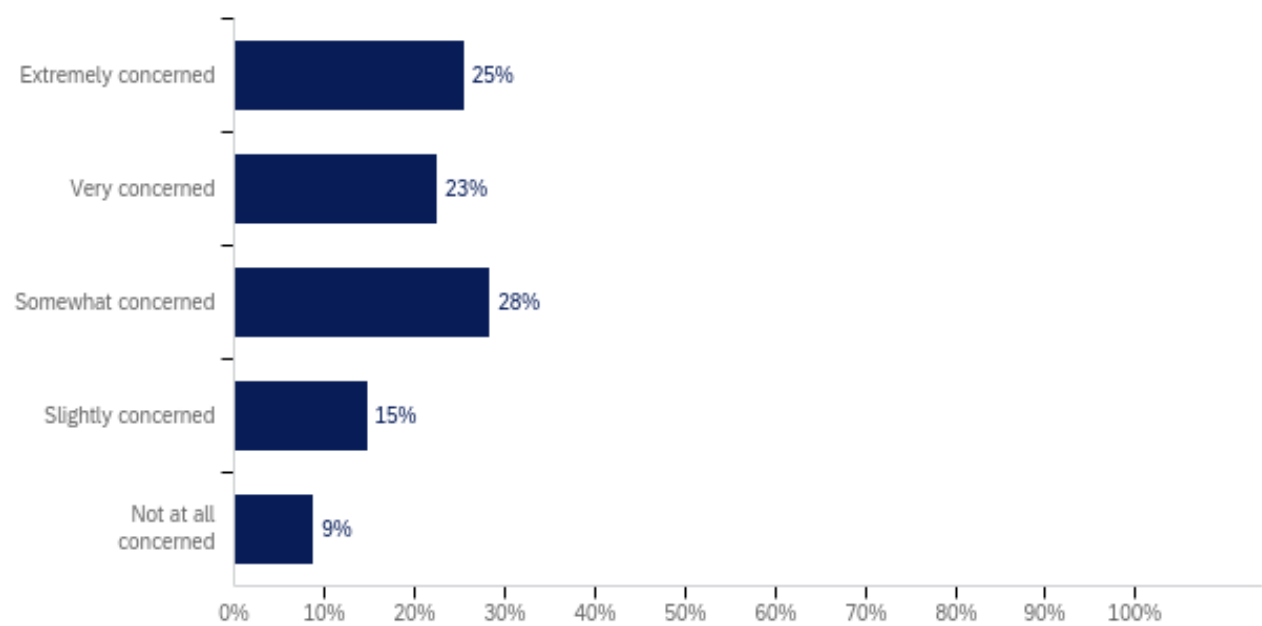
#	Answer	%	Count
1	Extremely concerned	27%	65
4	Very concerned	19%	46
5	Somewhat concerned	30%	74
6	Slightly concerned	11%	27
7	Not at all concerned	13%	32
	Total	100%	244

Q53 - When UNO joins the LSU System, how concerned are you about potential restructuring within your department or unit?



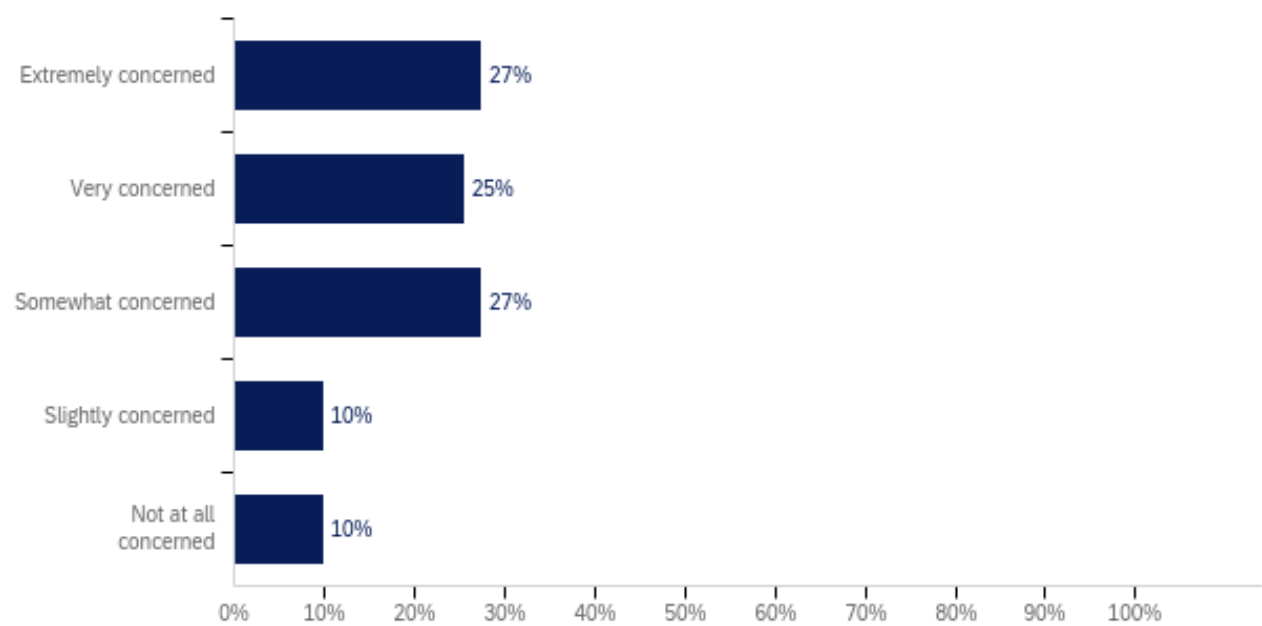
#	Answer	%	Count
1	Extremely concerned	33%	80
4	Very concerned	18%	44
5	Somewhat concerned	30%	74
6	Slightly concerned	9%	22
7	Not at all concerned	10%	24
	Total	100%	244

**Q54 - How concerned are you that joining the LSU System might affect faculty governance or shared-governance structures at UNO?**



#	Answer	%	Count
1	Extremely concerned	25%	26
4	Very concerned	23%	23
5	Somewhat concerned	28%	29
6	Slightly concerned	15%	15
7	Not at all concerned	9%	9
	Total	100%	102

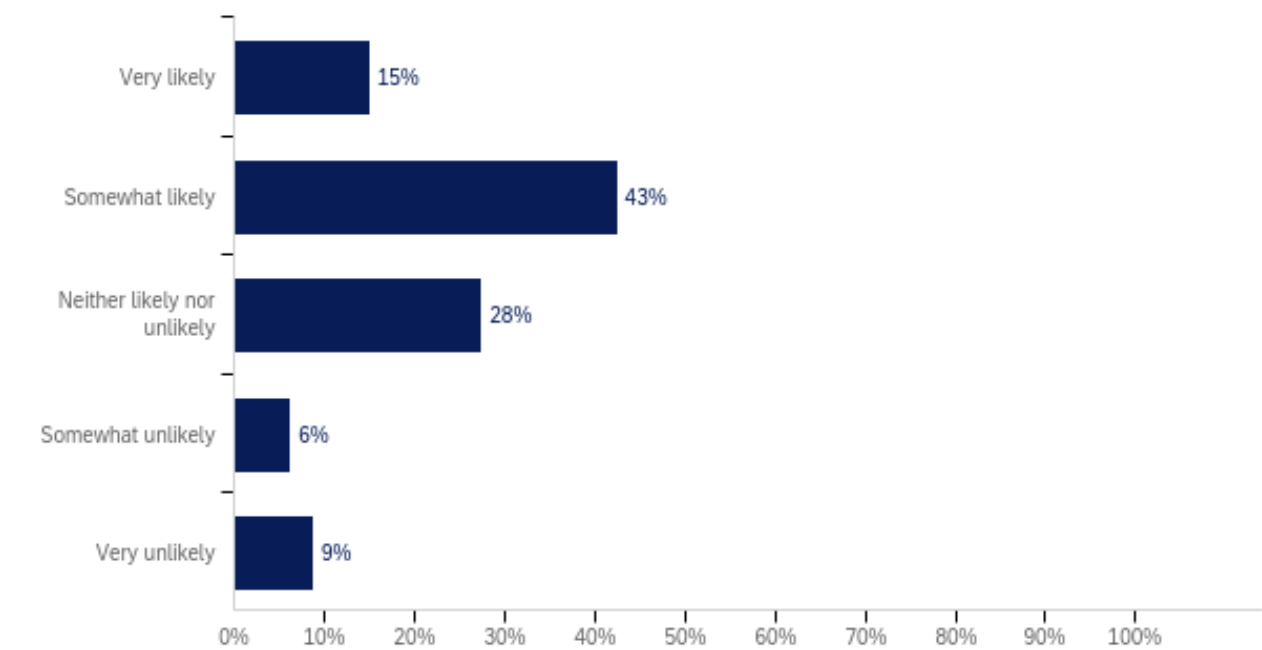
Q55 - How concerned are you that joining the LSU System might affect academic freedom or departmental autonomy at UNO?



#	Answer	%	Count
1	Extremely concerned	27%	28
4	Very concerned	25%	26
5	Somewhat concerned	27%	28
6	Slightly concerned	10%	10
7	Not at all concerned	10%	10
	Total	100%	102

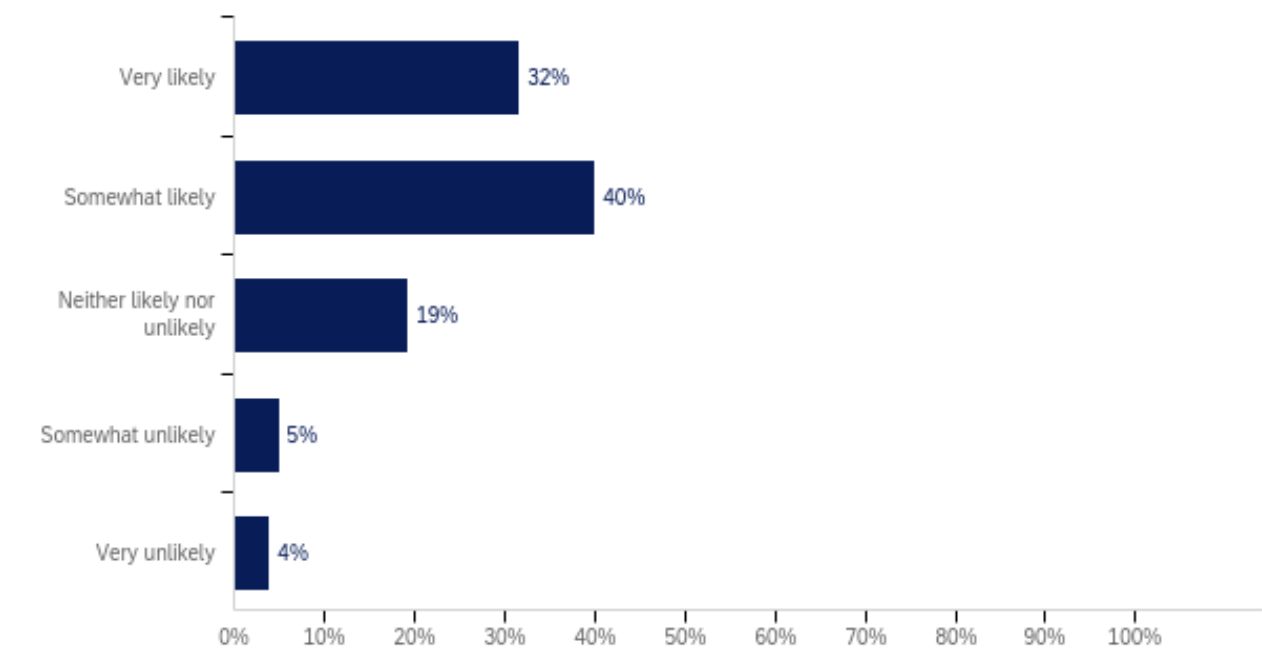


Q56 - When UNO joins the LSU System, how likely is it that your access to research resources (funding, partnerships, facilities) will improve?



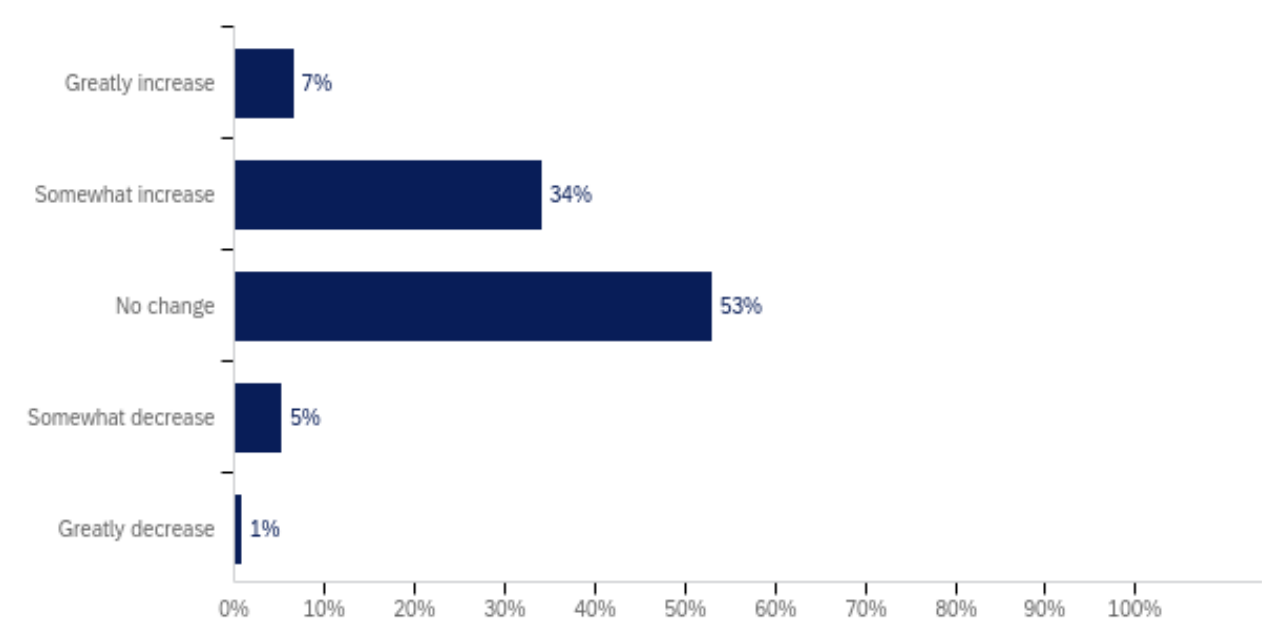
#	Answer	%	Count
1	Very likely	15%	12
4	Somewhat likely	43%	34
5	Neither likely nor unlikely	28%	22
6	Somewhat unlikely	6%	5
7	Very unlikely	9%	7
	Total	100%	80

**Q57 - When UNO joins the LSU System, how likely is it that administrative processes (HR, procurement, grants management) will improve?**



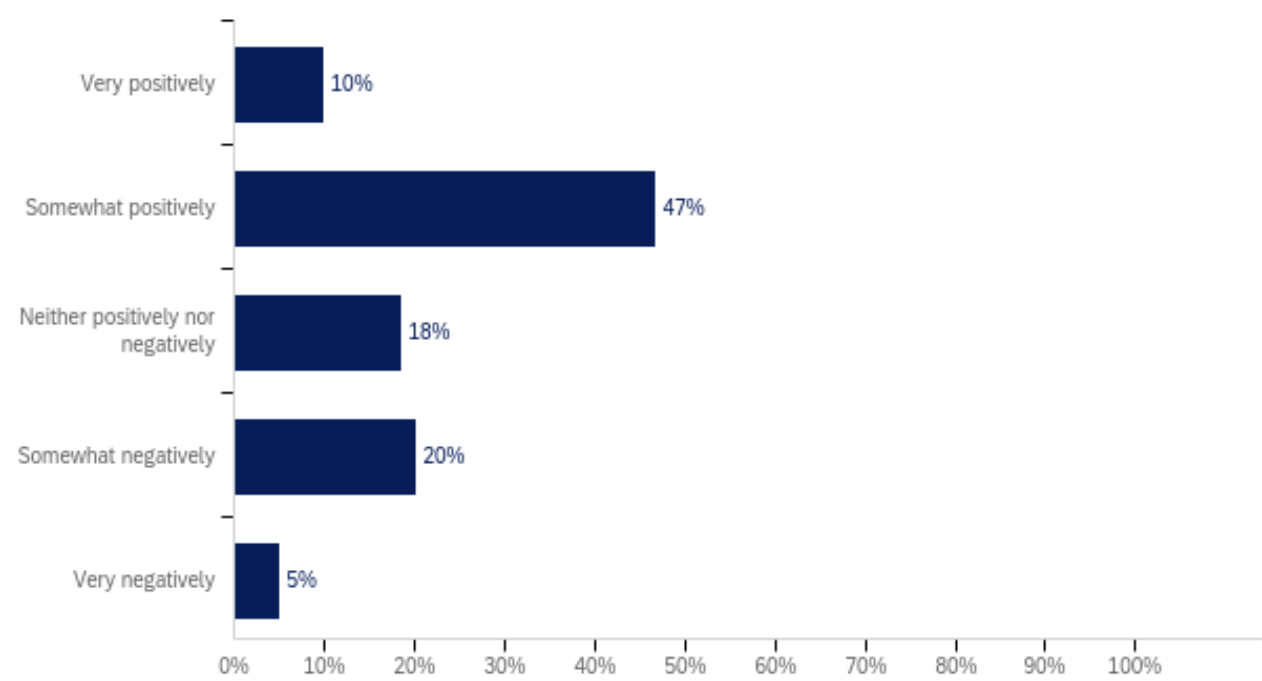
#	Answer	%	Count
1	Very likely	32%	64
4	Somewhat likely	40%	81
5	Neither likely nor unlikely	19%	39
6	Somewhat unlikely	5%	10
7	Very unlikely	4%	8
	Total	100%	202

Q58 - Do you believe that joining the LSU System will increase or decrease your overall workload?



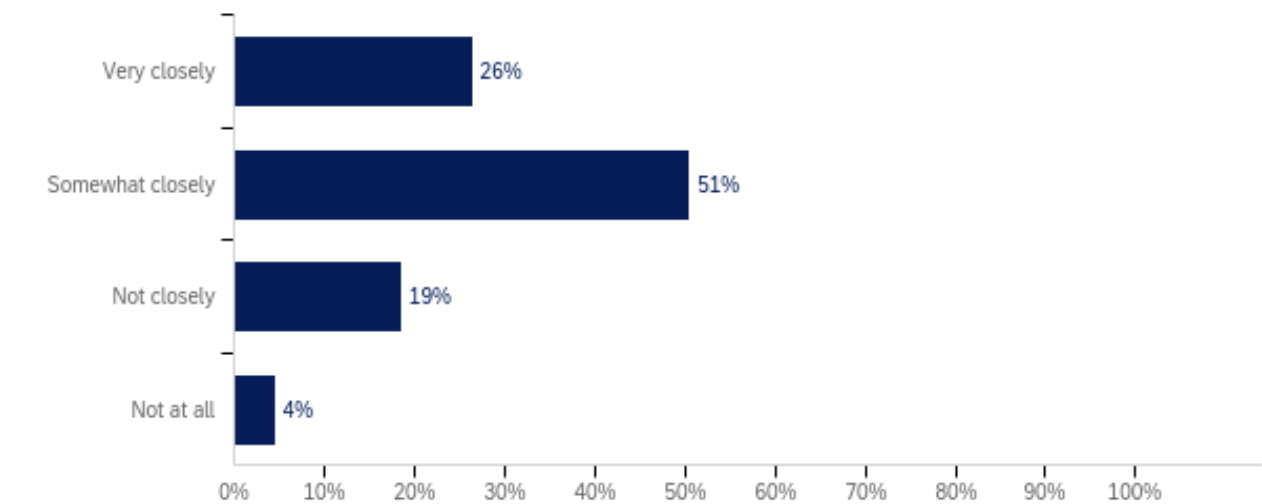
#	Answer	%	Count
1	Greatly increase	7%	16
4	Somewhat increase	34%	83
5	No change	53%	129
6	Somewhat decrease	5%	13
7	Greatly decrease	1%	2
	Total	100%	243

Q59 - How do you believe the transition to the LSU System will affect employee morale at UNO?



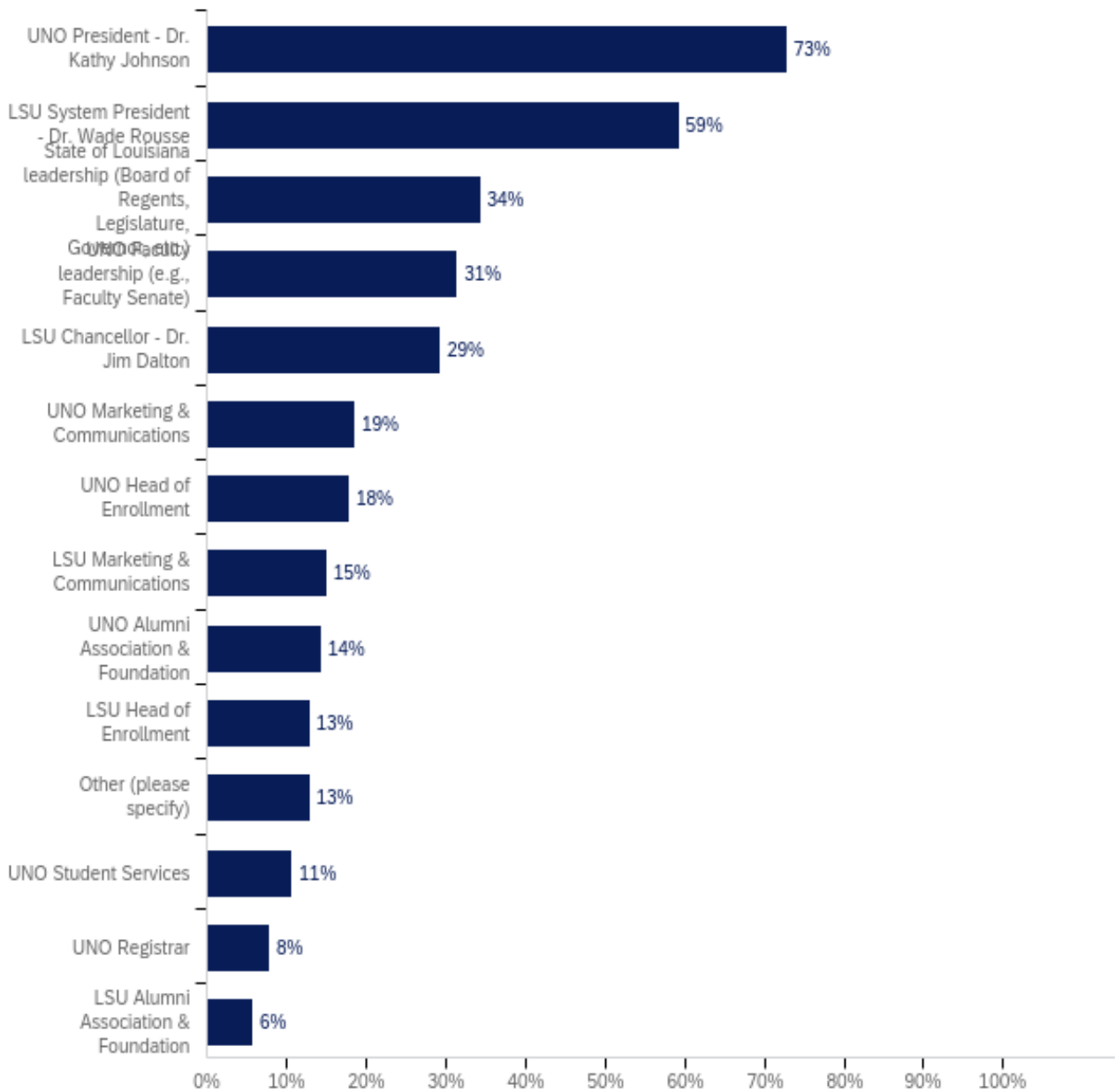
#	Answer	%	Count
1	Very positively	10%	24
4	Somewhat positively	47%	114
5	Neither positively nor negatively	18%	45
6	Somewhat negatively	20%	49
7	Very negatively	5%	12
	Total	100%	244

**Q60 - As you may know there are two different state-run university systems within the state of Louisiana. There is the Louisiana State University system (LSU, LSU-A, LSU-E, LSU-S, etc.) and the University of Louisiana system (ULL, Southeastern, ULM, McNeese, Nicholls, UNO, etc.). How closely do you follow news about the University of Louisiana system?**



#	Answer	%	Count
1	Very closely	26%	47
4	Somewhat closely	51%	90
5	Not closely	19%	33
6	Not at all	4%	8
	Total	100%	178

**Q61 - Who would you most like to hear from about how UNO will rejoin the LSU System?**  
**You can select all that apply.**



#	Who would you most like to hear from about how UNO will rejoin the LSU System? You can select all that apply. - Selected Choice	Count
1	Who would you most like to hear from about how UNO will rejoin the LSU System? You can select all that apply. - Selected Choice	140