

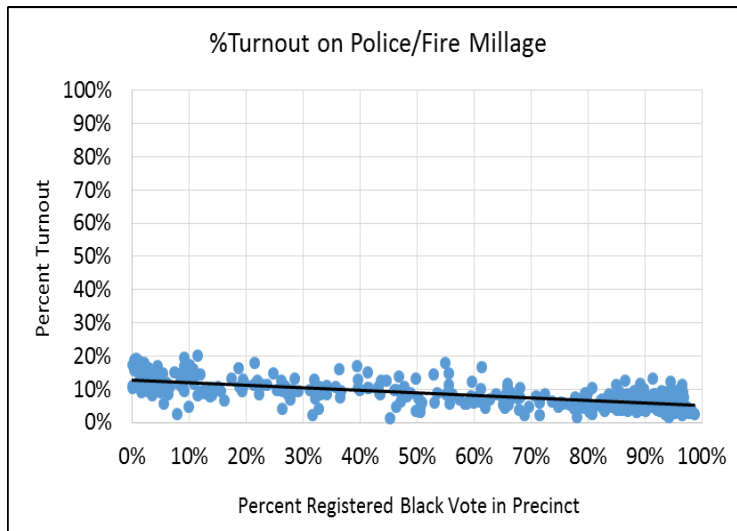
Tax Millage and Bond Issue Vote Analysis

Dr. Edward Chervenak
University of New Orleans

Police/Fire	Yes	No	TOTAL		Bond Issue	Yes	No	TOTAL
	9,301	11,250	20,551			10,782	9,568	20,350
Early Vote	2,705	2,588	5,293		Early Vote	2,874	2,399	5,273
TOTAL	12,006	13,838	25,844		TOTAL	13,656	11,967	25,623
	46%	54%				53%	47%	

The early vote was in favor of both the fire and police millage increase and the selling of \$120 million in bonds for capital improvements. On Saturday, however, voters turned against the millage increase while they supported the idea of selling the bonds.

TURNOUT

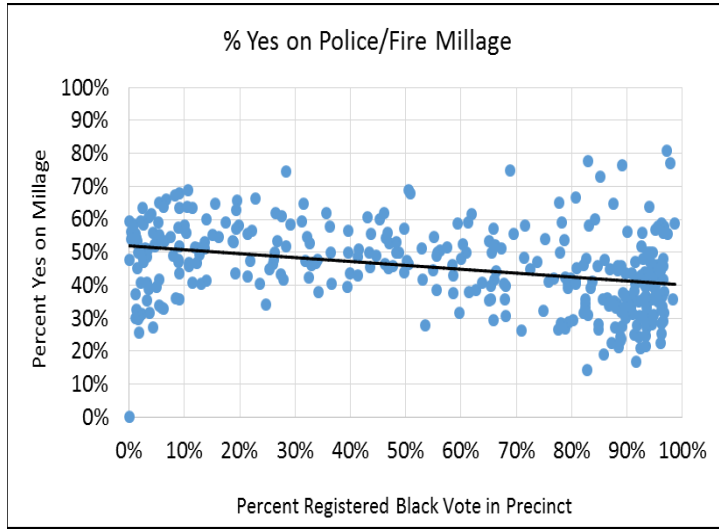


The overall turnout was 10%. Only 2% of potential voters cast an early ballot and 8% showed up on Saturday. There was a racial differential in turnout for both Saturday's election and for early voting. For instance, the graph plots the relationship between the percent of registered blacks in all the precincts against the percent of turnout on election day. It illustrates that 12% of voters in the heavily white precincts (left axis) showed up on Saturday compared to only 5% of voters in the heavily African-American precincts (right axis)

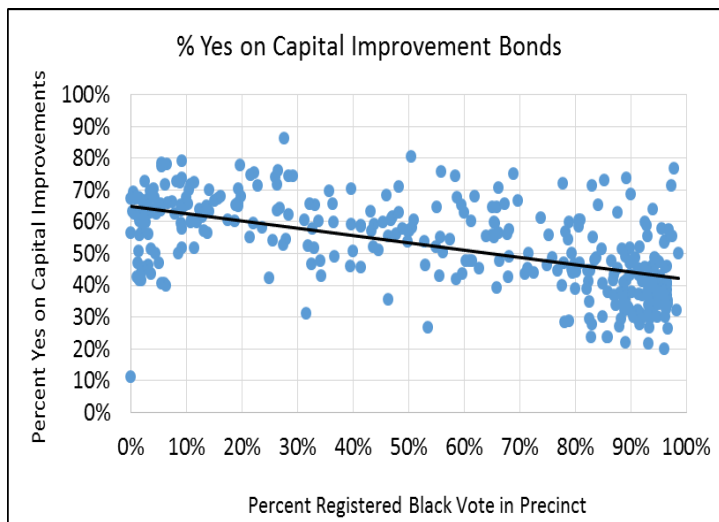
	WHITE	BLACK	OTHER
%Registered Voter	35%	58%	7%
Early Vote Turnout	31%	66%	3%

The reverse was found in early voter turnout. As the data in the table brings to light, African-Americans are 58% of registered voters, but they comprised 66% of early voters. While African-Americans were over-represented among early voters, whites and non-black minorities were under-represented.

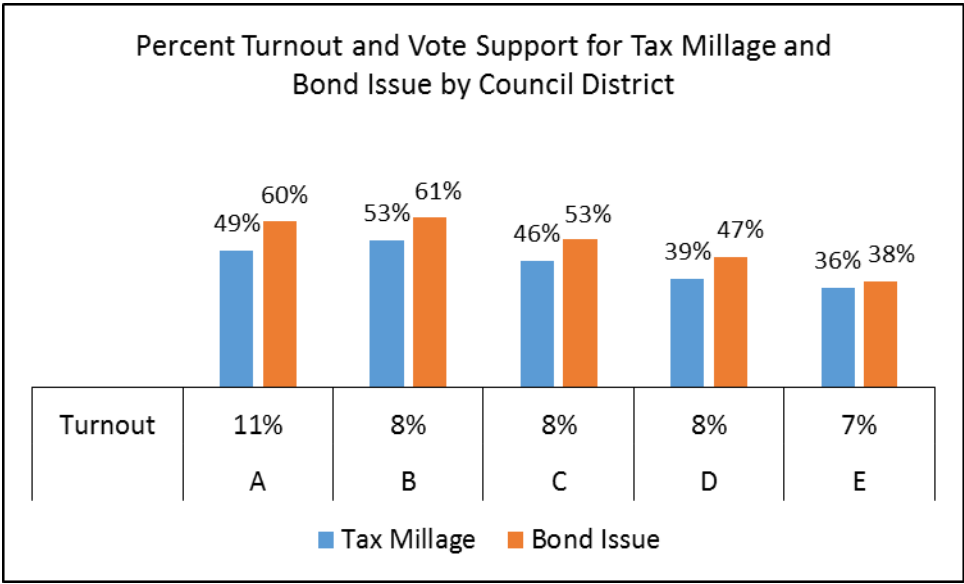
VOTE SUPPORT



This graph plots the percentage of blacks registered in all 351 precincts against the percent of voters who expressed support for the increase in the tax millage. As we can see voters in the heavily white precincts were more in favor of the millage than were voters in the heavily African-American neighborhoods. As the percentage of black registered voters in a precinct increased, the support for the tax millage decreased. The analysis reveals that 50% of white voters favored passage of millage compared to 38% of black voters.



While the fire and police millage increase went down to defeat, voters did approve of the spending of the \$120 million in bonds for street repairs. The primary reason that it was approved is that white voters in the city were more supportive of this measure. The percentage of black voters who favored the bond issue was the same as it was for the tax millage increase. However, the support of white voters for the bond issue was 12 percentage points higher than it was for the tax millage. The increased backing of whites resulted in the bond issue passing



This graph displays the turnout and vote support for the millage increase and the bond issue across the five council districts. Turnout was highest in District A and lowest in District E. District B was the only district where the fire and police tax millage increase enjoyed majority backing. The bond issue was supported by 60% of voters in Districts A and B. Voters in District E were least likely to favor either the millage increase or the bond issue.